

**GEORGE****TEL:** +27 (0) 44 873 4923 **FAX:** +27 (0) 44 874 5953**EMAIL:** info@sesc.net **WEBSITE:** www.sesc.net**ADDRESS:** Unit 17 Cathedral Square,

Cathedral Street, George, 6530

PO BOX: 9087, George, 6530**CAPE TOWN****TEL:** +27 (0) 21 554 5195 **FAX:** +27 (0) 86 575 2869**EMAIL:** betsy@sesc.net **WEBSITE:** www.sesc.net**ADDRESS:** Tableview, Cape Town, 7441**PO BOX:** 443, Milnerton, 7435

ENVIRONMENTAL MANAGEMENT PROGRAMME

FOR THE

PROPOSED CONSTRUCTION OF A DEVELOPMENT ON PORTION 29 (PREVIOUSLY A PORTION OF PORTION 4) OF FARM RHEEBOKSFONTEIN, NO 142, AS WELL AS PORTION 1 OF FARM 331 RHEEBOKSFONTEIN, IN MOSSEL BAY

APPLICATION IN TERMS OF THE NATIONAL ENVIRONMENTAL MANAGEMENT ACT, 1998
(ACT NO. 107 OF 1998), AS AMENDED, AND THE ENVIRONMENTAL IMPACT ASSESSMENT REGULATIONS, 2014

PREPARED FOR: Reebok Ontwikkelings (Pty) Ltd
PO Box 2
Little Brak River
6503

DATE: 24 April 2026

DEADP REF NO: 16/3/3/6/7/1/D6/29/0032/26

-
- Environmental Impact Assessments • Basic Assessments • Environmental Management Planning
 - Environmental Control & Monitoring • Water Use License Applications • Aquatic Assessments



CONTENTS

DOCUMENT DETAILS.....	1
1. Introduction	2
2. About this EMPr	2
2.1 Important caveat to the report	2
3. How to use this document.....	3
4. Background and Location of the activity	4
4.1 Background and description.....	4
5. Legal Framework	6
5.1 Environmental Impact Assessment Regulations (2017)	6
5.2 Other applicable legislation	7
6. Scope of this EMPr	8
7. General Environmental Management.....	8
7.1 Site access and traffic management	8
7.2 Site demarcation	9
7.3 Site camp and associated facilities.....	10
7.4 Vegetation clearing	12
7.5 Topsoil and subsoil management	12
7.6 Integrated waste management approach	13
7.7 Hazardous substances and fuels.....	13
7.8 Cement and concrete batching.....	14
7.9 Erosion control and stormwater management	14
7.10 Excavations and Earthworks	15
7.11 Site closure and rehabilitation.....	16
8. Environmental Impact Management Planning and design phase	17
OBJECTIVE 1: APPOINTMENT OF AN ENVIRONMENTAL CONTROL OFFICER	17
OBJECTIVE 2: UPDATE ENVIRONMENTAL MANAGEMENT PROGRAMME.....	18
9. Environmental Impact Management Pre-Construction Phase.....	19
OBJECTIVE 1: IDENTIFY & DEMARCATÉ SENSITIVE AND WORKING AREAS	19
OBJECTIVE 2: ESTABLISH ENVIRONMENTALLY SENSITIVE SITE CAMP & SITE FACILITIES.....	20
OBJECTIVE 3: PRE-CONSTRUCTION ECO INSPECTION	21
10. Environmental Impact Management Construction Phase	22
OBJECTIVE 1: TO LIMIT LOSS OF PLANT SOCC.	22
OBJECTIVE 3: TO LIMIT NOISE AND DUST	23
OBJECTIVE 4: JOB CREATION	24
OBJECTIVE 5: EROSION CONTROL MEASURES.....	25
OBJECTIVE 6: STORMWATER MANAGEMENT	25
11. Environmental impact management post construction rehabilitation phase	27
OBJECTIVE 1: SITE CLOSURE & REHABILITATION	27
12. Emergency Preparedness	29
12.1 Emergency response procedures.....	29
12.2 Emergency preparedness	29
12.3 Control of emergency incidents.....	29
13. Method statements	32
14. Roles and Responsibilities.....	32
14.1 Duties and Responsibilities of the Applicant.....	33
14.2 Duties and Responsibilities of the Contractor.....	33
14.3 Duties and Responsibilities of the ECO	34
15. Environmental Awareness Plan	35
16. Monitoring, Record Keeping and Reporting.....	36
16.1 Environmental Auditing	36
16.2 Construction phase monitoring, reporting and record keeping.	37
16.3 Corrective Action Procedure	38
17. CONCLUSION	40

List of Tables

Table 1: Summary Table: Site and Property Details6

Table 2: Listed activities in terms of the amended Environmental Impact Assessment Regulations (2017) 6

Table 3: NEMA Section 30.....30

List of figures

Figure 1: Locality Map.....4

Figure 2: Preferred Site development Plan.....5

Figure 13: Suggested Sensitive areas in red.10

LIST OF APPENDICES:

- Appendix A:** Locality Maps
- Appendix B:** Site Development Plans
- Appendix C:** Environmental Awareness Guideline
- Appendix D:** Curriculum Vitae of the Author

Appendix 4 of the EIA Regulations 2014 (as amended 2017).

This Environmental Management Programme has been drafted in accordance with Appendix 4 of the Environmental Impact Assessment Regulations 2014 (as amended 2017). The table below shows how the requirements of Appendix 4 have been included within this Environmental Management Programme.

(1) An EMPr must comply with section 24N of the Act and include— (a) details of— (i) the EAP who prepared the EMPr; and (ii) the expertise of that EAP to prepare an EMPr, including a curriculum vitae;	Appendix D- EAP CV
(b) a detailed description of the aspects of the activity that are covered by the EMPr as identified by the project description;	Section 4 – Description of the Activity
(c) a map at an appropriate scale which superimposes the proposed activity, its associated structures, and infrastructure on the environmental sensitivities of the preferred site, indicating any areas that should be avoided, including buffers;	Section 4 - Description of the Activity
(d) a description of the impact management outcomes, including management statements, identifying the impacts and risks that need to be avoided, managed and mitigated as identified through the environmental impact assessment process for all phases of the development including— (i) planning and design; (ii) pre-construction activities; (iii) construction activities; (iv) rehabilitation of the environment after construction and where applicable post closure; and (v) where relevant, operation activities;	Section 8 - Environmental Impact Management: Planning and Design Phase Section 9 - Environmental Impact Management: Pre-construction Phase Section 10 - Environmental Impact Management : Construction Phase Section 11 - Environmental Impact Management : Post Construction Rehabilitation Phase
(f) a description of proposed impact management actions, identifying the manner in which the impact management outcomes contemplated in paragraph (d) will be achieved, and must, where applicable, include actions to — (i) avoid, modify, remedy, control or stop any action, activity or process which causes pollution or environmental degradation; (ii) comply with any prescribed environmental management standards or practices; (iii) comply with any applicable provisions of the Act regarding closure, where applicable; and (iv) comply with any provisions of the Act regarding financial provision for rehabilitation, where applicable;	Section 8 - Environmental Impact Management: Planning and Design Phase Section 9 - Environmental Impact Management: Pre-construction Phase Section 10 - Environmental Impact Management : Construction Phase Section 11 - Environmental Impact Management : Post Construction Rehabilitation Phase
(g) the method of monitoring the implementation of the impact management actions contemplated in paragraph (f);	Section 14 - Roles and Responsibilities Section 16 - Monitoring, Record Keeping and Reporting
(h) the frequency of monitoring the implementation of the impact management actions contemplated in paragraph (f);	Section 14 - Roles and Responsibilities Section 16 - Monitoring, Record Keeping and Reporting
(i) an indication of the persons who will be responsible for the implementation of the impact management actions;	Section 8 - Environmental Impact Management: Planning and Design Phase Section 9 - Environmental Impact Management : Pre-construction Phase Section 10 - Environmental Impact Management : Construction Phase Section 11 - Environmental Impact Management : Post Construction Rehabilitation Phase
(j) the time periods within which the impact management actions contemplated in paragraph (f) must be implemented;	Section 8 - Environmental Impact Management: Planning and Design Phase Section 9 - Environmental Impact Management: Pre-construction Phase

Environmental Management Programme

	<p>Section 10 - Environmental Impact Management : Construction Phase</p> <p>Section 11 - Environmental Impact Management : Post Construction Rehabilitation Phase</p>
(k)the mechanism for monitoring compliance with the impact management actions contemplated in paragraph (f);	<p>Section 14 - Roles and Responsibilities</p> <p>Section 16 - Monitoring, Record Keeping and Reporting</p>
(l)a program for reporting on compliance, taking into account the requirements as prescribed by the Regulations;	<p>Section 8 - Environmental Impact Management: Planning and Design Phase</p> <p>Section 9 - Environmental Impact Management: Pre-construction Phase</p> <p>Section 10 - Environmental Impact Management : Construction Phase</p> <p>Section 11 - Environmental Impact Management : Post Construction Rehabilitation Phase</p> <p>Section 14 - Roles and Responsibilities</p> <p>Section 16 - Monitoring, Record Keeping and Reporting</p>
(m)an environmental awareness plan describing the manner in which— (i)the applicant intends to inform his or her employees of any environmental risk which may result from their work; and (ii)risks must be dealt with in order to avoid pollution or the degradation of the environment; and	<p>Section 14 - Roles and Responsibilities</p>
(n)any specific information that may be required by the competent authority.	

DOCUMENT DETAILS

Project Ref. No:	16/3/3/6/7/1/D6/29/0032/26
Conditions of Use:	<p>This report is the property of the sponsor, <i>Sharples Environmental Services cc (SES)</i>, who may make allowance to publish it, in whole provided that:</p> <ol style="list-style-type: none">Approval for copy is obtained from SES.SES is acknowledged in the publication.SES is indemnified against and claim for damages that may result from publication of specifications, recommendations or statements that is not administered or controlled by SES.That approval is obtained from SES if this report is to be used for the purposes of sale, publicity or advertisement. <p>SES accepts no responsibility for failure to follow the recommended program.</p>

DETAILS OF PERSONS WHO COMPILED THIS DOCUMENT:

Role:	Name:	E-Mail Address:	Qualifications:
Author:	Mazithi Mangcu	mazithi@sesc.net	<ul style="list-style-type: none">Diploma in Environmental Management (CPUT)EAPASA # 2023/6497
Reviewer:	Michael Bennett	michael@sesc.net	<ul style="list-style-type: none">B.Sc. Environmental and Geographical Sciences, Ocean and atmospheric Science (UCT)EAPASA # 2021/3163

Sharples Environmental Services cc (SES) has been actively engaged since 1998 in the fields of environmental planning, assessment and management. Clients include private, corporate and public enterprises on a variety of differing land use applications ranging from large-scale residential estates and resorts to golf courses, municipal service infrastructure installations and the planning of major arterials. The consultants have over 40+ years of combined experience and operate in the Southern, Eastern and Western Cape regions.

MICHAEL BENNETT (**Environmental Assessment Practitioner, Report Reviewer**):

Michael studied at the University of Cape Town completing a Bachelor of Science degree majoring in Environmental and Geographic Science and Ocean and Atmospheric Science. Michael joined SES in 2014 and has extensive experience in assessments and monitoring and has worked on a variety of technical projects. See Appendix G for his curriculum vitae. Michael is registered with EAPASA as a certified Environmental Practitioner (EAPASA # 2021/3163).

MAZITHI MANGCU (**Candidate Environmental Assessment Practitioner, Report Writer**):

Mazithi studied at Cape Peninsula University of Technology (CPUT) completing a Diploma in Environmental Management. Mazithi joined SES in 2026. See Appendix D for her curriculum vitae. Mazithi is registered with EAPASA as a Candidate Environmental Practitioner (EAPASA #2023/6497).

1. Introduction

Sharples Environmental Services cc (SES) has been appointed by *the Reebok Ontwikkelings (Pty) Ltd*, to complete the Environmental Management Programme (EMPr) as part of the Basic Assessment Report for the proposed construction of a development on Portion 29 (previously a Portion of Portion 4) of farm Rheeboksfontein, no 142, as well as Portion 1 of farm 331 Rheeboksfontein, in Mossel Bay, Western Cape Province.

The proposed development will trigger listed activities in terms of the Amended Environmental Impact Assessment Regulations of 2014 (GN No. R.324 - 327 of 7 April 2017). Environmental Authorisation is therefore required from the competent authority (Western Cape Department of Environmental Affairs & Development Planning) before construction can commence.

2. About this EMPr

This document is intended to serve as a guideline to be used by *the Reebok Ontwikkelings (Pty) Ltd* (as the Implementing Agent) and any person/s acting on behalf of *The Reebok Ontwikkelings (Pty) Ltd*, during the pre-construction, construction, post-construction, and rehabilitation phases of the proposed upgrade and development. This document provides measures that must (where practical and feasible) be implemented to ensure that any environmental degradation that may be associated with the development is avoided, or where such impacts cannot be avoided entirely, are minimised, and mitigated appropriately.

This EMPr has been prepared in accordance with the requirements of an EMPr as specified in the Amended Environmental Impact Assessment Regulations, 2014 (GN No. R. 326 of 7 April 2017), and with reference to the "Guidelines for Environmental Management Programmes" published by the Department of Environmental Affairs and Development Planning (2005).

It is important to note that the EMPr is not designed to manage the physical establishment of the upgrade and development *per se* but should rather be seen as a tool which can be used to manage the environmental impacts of the development.

The rehabilitation, mitigation, management, and monitoring measures prescribed in this EMPr must be seen as binding to the *Reebok Ontwikkelings (Pty) Ltd*, and any person acting on its behalf, including but not limited to agents, employees, associates, guests, or any person rendering a service to the development site.

2.1 Important caveat to the report

In the past, some developments have had a devastating impact on the environment even though they have had Environmental Management Programmes in place, while other developments have had a low impact even though no management plans have been compiled.

The Implementing Agent and the attitude of the construction team play an integral role in determining the impact that the development will have on the environment. The ECO (see Chapter 15) needs to ensure that all role-players are "on board" with regard to the constraints that the EMPr places on the development and construction team. The end result relies on cooperation and mutual respect and understanding of all parties involved.

3. How to use this document

It is essential that this EMPr be carefully studied, understood, implemented, and adhered to as far as reasonably possible, throughout all phases of the proposed development. The Reebok Ontwikkelings (Pty) Ltd must retain a copy of this EMPr, and another copy of this EMPr must be kept on site at all times during the pre-construction, construction, and post-construction rehabilitation phases of the development.

This EMPr must be included in all contracts compiled for contractors and subcontractors employed by *The Reebok Ontwikkelings (Pty) Ltd* as this EMPr identifies and specifies the procedures to be followed by engineers and other contractors to ensure that the adverse impacts of construction activities are either avoided or reduced. *The Reebok Ontwikkelings (Pty) Ltd* and any appointed contractors must make adequate financial provision to implement the environmental management measures specified in this document.

This EMPr must be seen as a working document, which may be amended from time to time as needed, in order to accommodate changing circumstances on site or in the surrounding environment, or in order to accommodate requests/ conditions issued by the competent authority, the Department of Environmental Affairs & Development Planning. Amendments to this EMPr must first be approved by the competent authority, in writing.

4. Background and Location of the activity

4.1 Background and description



Figure 1: Locality Map

The Mossel Bay Local Municipality area has seen a period of rapid growth in recent years which has had the effect that the demand for short- and longer-term holiday rental units has dramatically increased. The Reebok Ontwikkelings (Pty) Ltd proposed construction of a development on portion 29 (previously a portion of portion 4) of farm Rheeboksfontein, no 142, as well as portion 1 of farm 331 Rheeboksfontein.

The proposed development will comprise of the following:

- 143 General Residential Zone I erven (average erf size estimate to be 337 m² approximately 4,6092 ha)
- 1 Utility Zone Sewage Pumpstation erf 144, approximately 708m²
- 1 Utility Zones Electricity substation erf 145, approximately 65m²
- 1 Utility Zones Refuse Collection erf 151, approximately 98m²
- 5 erven Open Space Zone II erven, approximately 2.0572 ha, and
- 1 Open Space Zone III erf zoned as conservation approximately 3.7119 ha
- 1 Transport Zone III erf 152, approximately 1,3831 ha and

- 1 Transport Zone II erf, approximately 3,3905 ha
- Area indicated as pink in the consolidation plan which forms part of the Road Reserve.
- 8m Buffer Area accommodating a 5 m wide berm and a 3 m wide servitude area for sewage pipeline.
- 5.5 m Buffer area accommodating a 2.5m wide strip area and a 3 m wide servitude area for sewage pipeline.

In addition, hereto the following associated infrastructure will be constructed:

- Internal water reticulation network;
- Stormwater drainage structures and stormwater pipelines; and
- Bulk services infrastructure for electricity reticulation, a mini substation and street lighting.

It is proposed that the bulk water and sewer services infrastructure will be completed for the entire development at the commencement of works. After the completion of services, the development will be phased starting from the eastern end towards the entrance to minimize the disturbance of construction vehicles on the roads to be utilized. The number of phases is currently anticipated to include three phases, although this will be dependent upon sales. Formal stormwater upgrades will be constructed in line with the phasing of the residential units to ensure that infrastructure is not damaged during subsequent works.

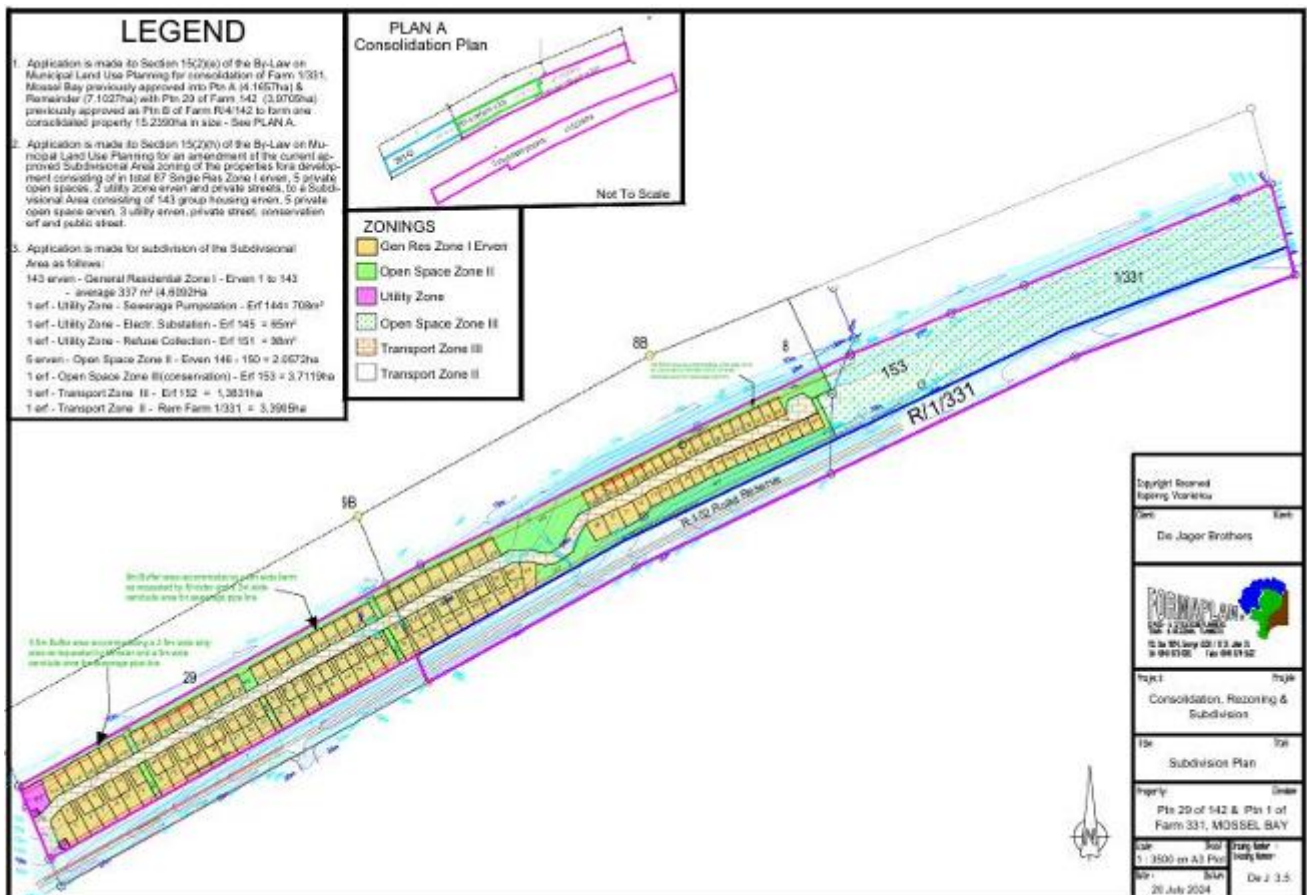


Figure 2: Preferred Site development Plan

)

Table 1: Summary Table: Site and Property Details

Province	Western Cape
District Municipality	Eden District Municipality
Local Municipality	Mossel Bay Local Municipality
Ward number	Ward 4
Erf name	Portion 29 (previously a portion of portion 4) of farm Rheebofsfontein, no 142, as well as portion 1 of farm 331 Rheebofsfontein.

5. Legal Framework

5.1 Environmental Impact Assessment Regulations (2017)

The following listed activities, in terms of the amended Environmental Impact Assessment Regulations, 2017 (GN No. R. 324 – 327) will be triggered by the proposed development:

Table 2: Listed activities in terms of the amended Environmental Impact Assessment Regulations (2017)

Listed Activity No(s):	Describe the relevant Basic Assessment Activity(ies) in writing as per Listing Notice 1 (GN No. R. 983)
9	The development of infrastructure exceeding 1 000 metres in length for the bulk transportation of water or storm water— (i) with an internal diameter of 0,36 metres or more; or (ii) with a peak throughput of 120 litres per second or more; excluding where— (a) such infrastructure is for bulk transportation of water or storm water or storm water drainage inside a road reserve or railway line reserve; or (b) where such development will occur within an urban area.
24	The development of a road (i) for which an environmental authorization was obtained for the route determination in terms of activity 5 in Government Notice 387 of 2006 or activity 18 in Government Notice 545 of 2010; or (ii) with a reserve wider than 13,5 meters, or where no reserve exists where the road is wider than 8 metres; but excluding a road – (a) which is identified and included in activity 27 in Listing Notice 2 of 2014; (b) where the entire road falls within an urban area; or (c) which is 1 kilometre or shorter
27	The clearance of an area of 1 hectare or more, but less than 20 hectares of indigenous vegetation, except where such clearance of indigenous vegetation is required for – (i) The undertaking of a linear activity; or (ii) Maintenance purposes undertaken in accordance with a maintenance management plan.

28	Residential, mixed, retail, commercial, industrial or institutional developments where such land was used for agriculture, game farming, equestrian purposes or afforestation on or after 01 April 1998 and where such development: (i) will occur inside an urban area, where the total land to be developed is bigger than 5 hectares; or (ii) will occur outside an urban area, where the total land to be developed is bigger than 1 hectare; Excluding where such land has already been developed for residential, mixed, retail, commercial, industrial or institutional purposes.
Listed Activity No(s):	Describe the relevant Basic Assessment Activity(ies) in writing as per Listing Notice 3 (GN No. R. 985)
4	The development of a road wider than 4 metres with a reserve less than 13,5 metres. i. Western Cape i. Areas zoned for use as public open space or equivalent zoning; ii. Areas outside urban areas; (aa) Areas containing indigenous vegetation; (bb) Areas on the estuary side of the development setback line or in an estuarine functional zone where no such setback line has been determined; or iii. Inside urban areas: (aa) Areas zoned for conservation use; or (bb) Areas designated for conservation use in Spatial Development Frameworks adopted by the competent authority.
12	The clearance of an area of 300 square metres or more of indigenous vegetation except where such clearance of indigenous vegetation is required for Maintenance purposes undertaken in accordance with a maintenance management plan. i. Western Cape i. Within any critically endangered or endangered ecosystem listed in terms of section 52 of the NEMBA or prior to the publication of such a list, within an area that has been identified as critically endangered in the National Spatial Biodiversity Assessment 2004; ii. Within critical biodiversity areas identified in bioregional plans; iii. Within the littoral active zone or 100 metres inland from high water mark of the sea or an estuarine functional zone, whichever distance is the greater, excluding where such removal will occur behind the development setback line on erven in urban areas; iv. On land, where, at the time of the coming into effect of this Notice or thereafter such land was zoned open space, conservation or had an equivalent zoning; or v. On land designated for protection or conservation purposes in an Environmental Management Framework adopted in the prescribed manner, or a Spatial Development Framework adopted by the MEC or Minister.

5.2 Other applicable legislation

The Reebok Ontwikkelings (Pty) Ltd, is responsible for ensuring that all contractors, labourers and any other appointed person/entity acting on their behalf, remain compliant with the conditions of the received environmental authorisation and water-use authorisations, as well as the provisions of all other applicable legislation, including *inter alia*:

- National Environmental Management Act (NEMA) (Act No 107 of 1998, as amended);
- National Environmental Management Biodiversity Act (Act 10 of 2004);
- National Environmental Management: Waste Act (Act 59 of 2008);
- National Forest Act (Act No 84 of 1998);
- National Heritage Resources Act (Act No 25 of 1999);
- Occupational Health and Safety Act (Act 85 of 1993);

The above listed legislation has general applicability to most development applications, and it is *The Reebok Ontwikkelings (Pty) Ltd* responsibility to ensure that all contractors and employees are aware of their obligations in terms of these Acts. This EMPr does not detract from any other legal requirements.

6. Scope of this EMPr

This EMPr describes the measures that must be implemented in order to avoid, minimise, manage and monitor the potential environmental impacts of the development, during all phases of the project life cycle, namely:

- Planning and Design Phase
- Pre-construction Phase
- Construction Phase
- Post Construction Rehabilitation Phase

General environmental management measures that must be applied throughout the project lifecycle (as and where applicable) are described in Chapter 8. Additional management measures that must be implemented to address specific impacts that may arise during each phase are provided in **Chapters 9-12** of this EMPr.

7. General Environmental Management

The following general management measures are intended to protect environmental resources from pollution and degradation during all phases of the project life cycle. These measures must be implemented as and where applicable, reasonable and practicable during the pre-construction, construction and post-construction and rehabilitation phases of the proposed development.

7.1 Site access and traffic management

The primary access to the development site will be from R102 by means of an existing access road to Rheebookrif Main Outfall Pump Station (PS), Mossel Bay.

In general, all construction vehicles need to adhere to traffic laws. The speed of construction vehicles and other heavy vehicles must be strictly controlled to avoid dangerous conditions for other road users. As far as possible care must be taken to ensure that the local traffic flow pattern is not too significantly disrupted, and all vehicle operators therefore need to be educated in terms of “best-practice” operation to minimise unnecessary traffic congestion or dangers. Construction vehicles must therefore not unnecessarily obstruct the access point or traffic lanes used to access the site. Construction vehicles also need to consider the load carrying capacity of road surfaces and adhere to all other prescriptive regulations regarding the use of public roads by construction vehicles. Adequate signage that is both informative and cautionary to passing traffic (motorists and pedestrians) warning them of the construction activities. Signage would need to be clearly visible and need to include, among others, the following: (only where necessary).

- Identifying working area as a construction site;
- Cautioning against relevant construction activities;
- Prohibiting access to construction site;
- Clearly specifying possible detour routes and / or delay periods;
- Possible indications of time frames attached to the construction activities, and;
- Listings of which contractors are working on the site.

Other mitigation measures include:

- o ECO to do awareness training with the contractor and labourers before construction commences.
- o Ensure appropriate behaviour of operators of construction vehicles.

7.2 Site demarcation

The following areas must be clearly demarcated on site during the pre-construction or construction phases of the development, as appropriate.

7.2.1 Construction working area

Prior to the commencement of any construction activities, the outer boundary of the development area must be surveyed and pegged. The demarcation boundary must be tight around the site, typically allowing a working area of no more than 2.5 m around the development footprint. However, since the site is located in a sensitive area, no persons is allowed to work in the estuary or on the beach. This demarcation boundary is to ensure that construction activities are restricted to only that area strictly required for the proposed development, and to prevent unnecessary disturbance of soil surfaces and vegetation outside of the development footprint.

7.2.2 Sensitive areas

No formal no-go areas have been identified for the proposed development. However, all areas outside of the working corridor and development footprint will be considered "No-Go" areas.

The specialist findings indicate varying levels of sensitivity across the site that should inform planning and mitigation measures.

Prior to the commencement of any land-clearing or construction activities, all sensitive areas (as identified by the ECO), must be demarcated and must not be disturbed during the construction phase. No-go areas outside the approved development area must be off-limits to all construction workers, vehicles and machinery during all phases of the development. No vegetation may be cleared from within the no-go areas, and no dumping of any material (waste, topsoil, subsoil etc.) may occur in these areas.

Construction workers must be informed of the no-go areas, and if necessary appropriate signage can be used to enforce the demarcation. Any interaction with no-go areas should be consulted between the contractor and ECO prior to any actions.

A search and rescue operation will be undertaken for all identified species of conservation concern (SCC) prior to the commencement of construction activities, where feasible, to ensure their relocation and conservation. These high sensitivity areas will be clearly demarcated on site prior to construction. Following the completion of the search and rescue process, and with appropriate mitigation in place, these areas will not be considered as no-go areas for the development.

Prior to the commencement of any construction activities, all sensitive areas, must be demarcated and must not be disturbed during the construction phase.

Please refer to Figure 13 below for the suggested Sensitive area of the site.



Figure 3: Suggested Sensitive areas in red.

7.2.3 Demarcation of the site camp

The area chosen for the site camp and associated facilities must be the minimum area reasonably required to accommodate the site camp facilities, and which will involve the least disturbance to the environment. It is recommended that easily accessible, transformed areas are used for the site camp. Site selection must be done in consultation with the ECO.

7.3 Site camp and associated facilities

The following general management measures pertaining to the set-up, operation and closure of a site camp must be applied where appropriate, reasonable and practicable:

7.3.1 Fencing & Security

The site camp area must be secured to prevent any un-authorised individuals from entering the site camp and possibly getting injured or posing a safety and/or security risk. Adequate signage must be displayed, designating the site office / camp as a restricted area to non-personnel. If required, the site camp and associated areas may be fenced off along the demarcated boundaries of these areas, preferably with 2 m high fence and shade netting or similar.

7.3.2 Fire Fighting Equipment

No less than 2 fire extinguishers must be present in the site camp. The extinguishers must be in a working condition and within their service period. A fire extinguisher must always be present wherever any "hot works" (e.g., welding, grinding etc.) are taking place. It is recommended that all construction workers receive basic training in fire prevention and basic fire-fighting techniques and are informed of the emergency procedure to follow in the event of accidental fires. No open fires may be made on the construction site during any phase of the project. Construction workers may make small, contained fires (e.g., for warming or cooking purposes), within the site camp provided the small fire is encircled by a corrugated iron structure, drum or similar, to prevent wind-blown cinders from causing fires elsewhere. Such fires may not be left unattended and must be thoroughly extinguished after use. No smoking must

be allowed on the construction site. In the case of accidental fires, the contractor must (if required) alert the Local Authority's Fire Department as soon as a fire starts prior to the fire becoming uncontrollable.

7.3.3 Waste Storage Area

Sufficient bins for the temporary storage of construction related waste must be provided inside the site camp and/or at the working area and should be located in such a way that they will present as little visual impact to surrounding residents and road users as possible. Label each waste receptacle for waste separation, and ensure waste is contained either by use of lids or by ensuring waste receptacles are emptied prior to filling up, making them susceptible to wind dispersion. Sufficient signage and awareness should be created to ensure that these bins are properly used.

7.3.4 Hazardous Substances Storage Area

Fuels, chemicals, lubricants and other hazardous substances must be stored in a demarcated, secured and clearly sign-posted area within the site camp away from the watercourses on site. Sufficient signage and awareness should be created to ensure that these bins are properly used. Ensure that when substances are transferred, this is done on an impermeable and/or bunded surface, to contain any spillage. Spillage, should it occur, should be disposed of appropriately.

7.3.5 Potable Water

An adequate supply of potable water must be provided to construction workers at the site camp. It is the Contractors duty to ensure that the labour has adequate access to potable water throughout construction phase, and to monitor weather conditions, to ensure that labour has enough drinking water on hotter days, or construction activity must cease, until conditions are safe to continue.

7.3.6 Ablution Facilities

Chemical toilets should be maintained on the site camp for the duration of the construction phase and rehabilitation, on a level surface and secured from blowing over and located in such a way that the toilets will not cause any form of pollution. As per the SANS10400 requirement, one ablution facility for every 8 male workers and 2 ablution facilities for every 8 female workers will be provided. The contractor must ensure that no spillage occurs when the toilets are cleaned, serviced or moved. The toilet facilities should be emptied on a weekly basis, by an appropriately registered service provider. Proof of this weekly servicing must be obtained and filed in the Environmental File on site. Performing ablutions outside of the provided toilet facilities is strictly prohibited.

7.3.7 Eating Area & Rest Area

A dedicated area within which construction site where workers can rest and eat during breaks should be provided within the site camp. Seating and shade should be provided.

7.3.8 Vehicle & Equipment Maintenance Yard

Where possible, construction vehicles and equipment that require repair must be removed from site and taken to a workshop for servicing. If emergency repairs and/or basic maintenance of construction vehicles or equipment are necessary on site, such repair work must be undertaken within the designated maintenance yard area away from any watercourses. Repairs must be conducted on an impermeable surface, and/or a tarpaulin and/or drip trays must be laid down prior to emergency repairs taking place, in order to prevent any fuel, oil, lubricant or other spillages from contaminating the surrounding environment.

7.3.9 Housekeeping

The site camp and related site camp facilities must be kept neat and orderly at all times, in order to prevent potential safety risks and to reduce the visual impact of the site during construction.

7.4 Vegetation clearing

Where vegetation must be cleared the following measures must be implemented where applicable, reasonable and practical:

- A search and rescue operation must be undertaken for all identified species of conservation concern (SCC) prior to the commencement of construction activities, where feasible, to ensure their relocation and conservation.
- Where feasible vegetation must simply be trimmed to facilitate access/ construction, rather than being completely cleared or removed.
- Alien vegetation must be demarcated as no-go areas to protect the trees from construction activities. Where trimming of trees is necessary, a permit is required from the Department of Forestry, Fisheries and Environment (DFFE).
- Vegetation clearing/trimming must be cleared by hand (i.e., brush cut) and stockpiled for use as mulch/ brush-packing during rehabilitation of the site. Any alien vegetation that is cleared must be disposed of in consultation with the ECO, unless the cleared alien vegetation does not contain seeds in which case it may be retained for use in site rehabilitation.
- No bulldozing must be undertaken for the purpose of vegetation clearing.
- Only the areas required to accommodate the construction activities and access to the construction site must be cleared/trimmed of vegetation.
- Vegetation outside of the construction footprint and beyond any sensitive areas must not be cleared.
- Alien vegetation control plan that should be compiled by an experienced specialist and incorporated into the EMPr

7.5 Topsoil and subsoil management

It is recommended that topsoil be removed from any area where physical disturbance of the surface will occur, including within the footprint of the development site (working area) and possibly within the site camp, ablution area, vehicle maintenance yard, refuelling area and temporary waste storage area. Topsoil removal and stockpiling must be undertaken only after consultation with the ECO.

- Removed topsoil and subsoil must be stockpiled for the duration of the active construction period and utilised for the final landscaping and rehabilitation of disturbed areas on site.
- The removed topsoil must be stockpiled in a berm, in a demarcated area as agreed with the ECO.
- Removed subsoil must be stockpiled separately from topsoil.
- The topsoil & subsoil storage area must be located on a level area outside of any surface drainage channels and at a location where it can be protected from disturbance during construction and where it will not interfere with construction activities.
- Where applicable topsoil and subsoil stockpiles must be adequately protected from being blown away or eroded by storm water. If necessary, shade cloth or other suitable measures must be used to stabilise and protect the stockpile from wind/water erosion. Topsoil stockpiles must not be covered with tarpaulin, as this may smother and decrease the virility of topsoil.
- Handling of topsoil must be minimised as much as possible, and the location of the topsoil berm must be chosen carefully to avoid needing to relocate the topsoil berm at a later date. The ECO must be consulted with regards to the placement of the stockpiles, to ensure that the selected location is in compliance with this EMPr and EA (once granted).
- Ideally, topsoil is to be handled twice only, once to strip and stockpile, and once to replace, level, shape and scarify.

- If soil stockpiles will be stored for an extended period of time, the stockpiles must be kept clear of weeds and alien vegetation growth by regular weeding, (or application of herbicides if agreed with the ECO).
- Spoil material that will not be re-utilised on site may be removed from site and taken to an appropriate site for re-use or disposal.
- Note that the topsoil must be the final layer applied to a rehabilitated/ re-landscaped site, after subsoil/ spoil material has been placed and shaped on the site.

7.6 Integrated waste management approach

It is recommended that an integrated waste management system is adopted on site. The system must be based on waste minimisation and must incorporate reduction, recycling, re-use and disposal where appropriate. Waste bins for the different categories of recyclable waste (i.e., paper, plastic, metal) must be provided on site. These bins must be emptied, and the waste must be taken to a registered recycling facility. The receipts from the facility must be kept on file and must be available on request. Images 1 and 2 show two such systems within a construction site.



Image 1: Recycling system implemented on a construction site. Skips provided for general waste, plastic, cardboard and metal.



Image 2: Recycling system implemented on a construction site. Lidded bins provided for general waste, plastic, cardboard, and metal.

The non-recyclable and non-reusable waste (e.g., builder's rubble, etc.) generated on site must be stored and disposed of at a landfill site licensed in terms of the applicable legislation.

7.7 Hazardous substances and fuels

If hazardous substances and fuels such as diesel, oil, lubricant, detergents etc. are to be stored on site for construction purposes, a designated area must be set aside for this within the site camp.

- All hazardous substances must be stored in the designated area within the site camp.

- The area selected for storage of hazardous fuels must be located on a level area, well outside of any water courses, water bodies or surface drainage channels.
- The designated area must be clearly demarcated and secured by use of fencing and/or cages, to prevent access by un-authorised persons and/or animals.
- Access to the hazardous material storage area must be restricted to authorised personnel only and must be treated as a sensitive zone to unauthorised personnel.
- Appropriate hazard signage indicating the nature of the stored materials must be prominently displayed at the storage area.
- Those persons tasked with handling any hazardous substances must be equipped with the knowledge, equipment, and safety gear necessary to handle the substance/s safely.
- Material Safety Data Sheets (MSDSs) must be available on site for all hazardous chemicals and hazardous substances to be used on site. Where possible and available, MSDSs must additionally include information on ecological impacts and measures to minimise negative environmental impacts during accidental releases or escapes.
- Storage vessels of hazardous substances must be situated in an impermeable bunded area large enough to accommodate at least 110% of the capacity of the tank in question. If plastic sheeting is used to line the bunded area, care must be taken to ensure it is not punctured in any way during the course of the construction period.
- Fuel tanks must ideally be elevated so that leaks can easily be detected.
- No smoking may be permitted at or surrounding the area where fuels and hazardous substances are stored.
- Firefighting equipment must be located in close proximity to the storage area.

7.8 Cement and concrete batching

Cement and concrete batching are permitted on site, but may only take place on designated impermeable, bunded surfaces, as agreed with the ECO.

- Cement/ concrete must not be mixed on bare ground.
- Cement/concrete must not be mixed within any drainage lines.
- The impermeable/ bunded area must be established in such a way that cement slurry, runoff and cement water will be contained and will not flow into the surrounding environment or contaminate the soil.
- Cement run-off and excess cement slurry must be collected in the designated impermeable area, allowed to dry and then disposed of at an appropriate facility. Alternately, the contaminated water can be collected in sealed tanks and transported to an appropriate disposal site for disposal.
- Empty cement bags are currently not recycled within the Garden Route and must be disposed of in the un-recyclables waste bins on site.

7.9 Erosion control and stormwater management

Appropriate measures must be implemented to control the flow of storm water across the construction site, to prevent possible flooding, soil loss and dispersion of pollutants. All exposed earth surfaces must also be protected from wind and water erosion. Stripped areas must not remain uncovered for extended periods of time and must be provided with a suitable cover (vegetation, mulch, brush-packing) as soon as possible.

The scale and nature of the erosion and storm water control measures implemented on site must be appropriate to the conditions on site, and sufficient to achieve the desired outcomes (soil preservation, prevention of flooding, storm water control) to the satisfaction of the ECO and consulting engineer.

It may be necessary to implement small-scale erosion protection measures at the construction site, to prevent soil erosion. Such measures may include the use of shade netting, geo-fabric, brush-packing, logs and stakes or similar barriers in areas susceptible to erosion and along exposed slopes. The netting/fabric is placed directly across the path of flow of storm water. Poles and logs, staked in along the contours of a slope susceptible to erosion may also be used.

A key impact related to the development is the generation of large volumes of stormwater associated with an increased area of impermeable surfaces created by the development. Taking the current erosion into account, the addition of harden surfaces on the property will exacerbate the current erosion area as well as create additional. It is therefore important that stormwater generated on-site should be managed according to Sustainable Drainage System (SuDS) principles. This requires that as much stormwater as possible should be attenuated within the development footprint erosion areas on the property. The following measures be considered:

- Rainwater harvesting tanks must be installed where possible;
- Use of swales and detention ponds to attenuate stormwater runoff, encourage infiltration and reduce the speed, energy and volumes at which stormwater is discharged.
- Use of permeable paving to encourage infiltration into the soil, if the parking in front of the filling station is to be paved; and
- Use of retention ponds and artificial wetlands to capture stormwater runoff, prevent its discharge from the site and attenuate pollutants.

The steep slopes of the property will be vulnerable to erosion during the clearance of the site and the construction phase. It is therefore important that appropriate erosion control measures are implemented, which include inter alia, the following:

- Ensure that construction activities do not cause any preferential flow paths and concentrated surface runoff during rainfall events.
- Clearly demarcate the construction area and ensure that heavy machinery does not compact soil or disturb vegetation outside of these demarcated areas.
- Reduce transport of sediment through use of structures such as silt fences and biodegradable coir logs placed along a contour below the development footprint.
- Ensure that vegetation clearing is conducted in parallel with the construction progress to minimise erosion and runoff.
- Revegetate exposed areas once construction has been completed.
- Ensure that stormwater and runoff generated by hardened surfaces is discharged in retention areas (i.e. swales or retention ponds), to avoid concentrated runoff and associated erosion.

7.10 Excavations and Earthworks

Any major earthworks with heavy machinery must be under constant supervision and operators are to be aware of all the environmental obligations, as there is always the potential to inflict damage to the sensitive areas. Any unnecessary or excessive heavy machinery movement must be kept to a minimum i.e., only what is absolutely necessary. Areas to be excavated must be clearly demarcated. It may be necessary to demarcate excavations or earthworks along busier haulage routes with orange barrier netting (or a similar product).

All excavated material must be stored on a flat surface away from any drainage line or area susceptible to erosion. The location must be decided upon in consultation with the ECO. Stored material must be protected from wind and water erosion, and this may entail covering the material with suitable shade cloth material or similar (if and when necessary). The shade cloth may need to be weighed down by

logs (or similar material) in such a manner that any stream flow is directed away from the stockpile, reducing the risk of erosion.

7.11 Site closure and rehabilitation

Upon completion of the construction phase, all disturbed areas, including the working area (disturbance corridor), temporary access roads, and all areas utilised for the site camp and associated site camp facilities will require rehabilitation as follows:

- On completion of the construction operations, the site camp area must be cleared of all site camp facilities, ablution facilities, fencing, signage, waste and surplus material.
- All areas within the working area and site camp that have become devoid of vegetation or where soils have been compacted due to construction activities must be scarified or ripped to improve filtration and reduce run-off.
- All demarcation fencing, including all droppers, wires, netting and barrier tape must be removed from site and taken to an appropriate site for re-use or disposal.
- Surfaces are to be checked for waste products from activities such as concreting or asphaltting and cleared in a manner approved by the ECO. Any soil contaminated with oil, fuel or other hazardous substance must be collected and disposed of as hazardous waste.
- All construction waste, litter and rubble are to be removed from the site and disposed of at an appropriate facility. Burying or burning of waste or rubble on site is prohibited.
- Topsoil that was removed and stockpiled before construction, must be replaced by spreading it evenly over the areas from which it was removed. This topsoil (and the seedbank it contains) will facilitate the re-vegetation of the site.
- Disturbed areas, especially areas where excavations have taken place, must be shaped as appropriate (original topography must be restored where possible), and covered with a layer of stockpiled topsoil as soon as possible.
- Any topsoil, subsoil or other excavated material that cannot be utilised during site rehabilitation must be removed from the site and disposed of at an appropriate disposal site.
- The disturbed, newly rehabilitated surfaces (particularly steeper slopes and areas recently covered with topsoil) must be protected from wind & water erosion using mulch, brush packing or other appropriate erosion protection measures. Brush-packing/ mulching is done by covering the exposed surface with organic plant material such as branches, plant cuttings and leafy material. Ideally the vegetation removed from site at the start of the construction must be utilised. Brush-packing/ mulching plays a valuable role in erosion control, while also promoting re-vegetation of the site by retaining moisture in the soil, introducing seeds and/or trapping wind-blown seeds and providing organic material (compost) to promote new plant growth.
- Final rehabilitation of the site must be done to the satisfaction of the ECO and must adhere to all conditions/ requirements of the Environmental Authorisation.
- If the site camp was located on the footprint of an erf or road, the location of the site camp must then be rehabilitated in accordance with the site development plan.

8. Environmental Impact Management Planning and design phase

No direct environmental impacts are associated with the planning and design phase. However, poor planning or inappropriate design decisions in this phase may result in environmental impacts arising during subsequent phases of the project.

Planning and design activities must therefore take into account the environmental constraints and opportunities identified during the Environmental Impact Assessment process, in order to avoid or minimise the potential future impacts of the development. Proper planning is also essential to ensure that adequate provision is made to implement the environmental requirements of this EMPr, and to ensure that the development remains compliant with the received Environmental Authorisation.

The environmental management outcomes (goals) during this phase are to:

- Appoint an Environmental Control Officer.
- Environmental Control Officer to conduct an inspection prior to the commencement of construction activities on site.
- Complete the detailed design site layout plan.

These environmental management outcomes, as well as the management actions that must be implemented in order to achieve the desired outcome and avoid/minimise potential impacts are discussed in more detail below.

OBJECTIVE 1: APPOINTMENT OF AN ENVIRONMENTAL CONTROL OFFICER

Impact Management Outcomes: To appoint a suitably qualified and experienced Environmental Control Officer.		
Potential impact to avoid	Failure to appoint an ECO will result in non-compliance with the Environmental Authorisation and the requirements of the EMPr.	
Impact Management Outcome	The conditions of Environmental Authorisation and the requirements of the EMPr are implemented and monitored during all phases of the development, which will promote sound environmental management on site.	
IMPACT MANAGEMENT ACTIONS		
Mitigation measure	Responsible party	Time period
<ul style="list-style-type: none"> • A suitably qualified and experienced Environmental Control Officer must be appointed before any activities commence on site. • The appointed ECO must adhere to the requirements stated in Chapter 15 of the EMPr and any other requirements specified in the Environmental Authorisation. 	<i>The Reebok Ontwikkelings (Pty) Ltd</i>	During design phase

Environmental Management Programme

<ul style="list-style-type: none"> The appointed ECO must be advised of the construction start date, before any activities commence on site so that the ECO can perform a pre-commencement inspection and plan for environmental awareness training of construction workers. 		
Performance Indicator	A qualified ECO is appointed prior to the commencement of any construction activities (including pre-construction set-up activities) on site.	

OBJECTIVE 2: UPDATE ENVIRONMENTAL MANAGEMENT PROGRAMME

The Environmental Authorisation issued for the development may require certain amendments to be applied to the EMPr. In addition, the final site layout and detailed design may also necessitate the amendment of the EMPr, in order to ensure that the development is accommodated in the EMPr.

Impact Management outcome: To ensure the EMPr adheres to the requirements of the Environmental Authorisation and makes provision for the final detailed site layout.		
Potential impact to avoid	<ul style="list-style-type: none"> Failure to update the EMPr in accordance with conditions specified in the EA may result in non-compliance with the EA. Failure to update the EMPr to accommodate the final detailed site layout may result in non-compliance with the EA. 	
Impact Management Outcome	Good environmental management is promoted on site.	
IMPACT MANAGEMENT ACTIONS		
Mitigation measure	Responsible party	Time period
<ul style="list-style-type: none"> An independent Environmental Consultant must be appointed to amend the EMPr. All amendments to the EMPr specified in the EA must be applied to the EMPr unless agreed otherwise in writing with the Competent Authority. Amendments to the EMPr must be approved in writing by the Competent Authority. Public participation may be required on the proposed EMPr amendments. The Competent Authority must be consulted for clarity on these requirements. 	The Reebok Ontwikkelings (Pty) Ltd	During design phase
Performance Indicator	An updated EMPr that adheres to the conditions of the EA and that reflects the requirements of the final detailed site layout is approved by the Competent Authority prior to commencing activities on site.	

9. Environmental Impact Management Pre-Construction Phase

Proper set-up during the pre-construction phase can set the foundation for good environmental management during the active construction phase to follow and can avoid potential impacts from arising at a later date.

The Impact Management Outcomes for this phase of the project relate to:

- Demarcation of sensitive areas and working areas.
- Establishment of site camp and associated site facilities.
- Pre-construction ECO visit.

OBJECTIVE 1: IDENTIFY & DEMARCATe SENSITIVE AND WORKING AREAS

Impact Management Outcome: Identify and demarcate sensitive areas, working areas and site facilities.		
Potential impact to avoid	<ul style="list-style-type: none"> • Insensitive location of working areas and site facilities may result in environmental impacts during construction phase. • Failure to accurately demarcate working areas may result in increased disturbance footprint. • Failure to demarcate sensitive (open spaces) areas may result in disturbance to these areas during construction. 	
Impact Management Outcome	Future construction activities will be restricted to within the designated areas & environmentally sensitive areas (sensitive areas) will be protected from disturbance.	
IMPACT MANAGEMENT ACTIONS		
Mitigation measure	Responsible party	Time period
<ul style="list-style-type: none"> • The sensitive areas must be identified, and a search and rescue must be done before any work may commence. • Demarcation of working area and sensitive areas must be done in accordance with Section 7.2 of this EMPr. • Site camp facilities must be situated as far away from the sensitive areas as possible. • A search and rescue must be done to identify SCC before any indigenous vegetation may be cleared in the sensitive area without written environmental authorisation is obtained from the competent authority. • Ensure the relevant ECO is present for demarcation. 	Contractor	Pre-construction phase (prior to arrival of construction equipment, machinery, or workers on site).
Performance Indicator	Sensitive areas, working areas and areas for site camp facilities have been identified and appropriately demarcated to the satisfaction of the ECO, before construction activities commence on site.	

OBJECTIVE 2: ESTABLISH ENVIRONMENTALLY SENSITIVE SITE CAMP & SITE FACILITIES

Impact Management Outcome: To set up and equip the site camp and associated site facilities in a manner that will promote good environmental management.		
Potential impact to avoid	<ul style="list-style-type: none"> • Inappropriate siting of site camp facilities may result in impacts to sensitive resources (e.g. contaminated run-off from refuelling area may contaminate soil). • Failure to properly demarcate and set up site facilities may result in disorganised construction activities and unnecessary disturbance to the site. • Failure to provide the necessary site facilities and/or failure to equip these facilities with the necessary equipment/materials may impede good environmental management & compromise ability to respond to emergencies. 	
Impact Management Outcome	Site camp facilities do not impact significantly on environment. The equipment required to implement the provisions of the EMPr are provided on site.	
IMPACT MANAGEMENT ACTIONS		
Mitigation measure	Responsible party	Time period
<ul style="list-style-type: none"> • The site camp and site facilities described in Section 8 of this EMPr must be provided on site. • The site camp and associated site facilities must be set-up and managed in accordance with the general environmental management measures specified in Section 8 of this EMPr. • The sensitive area must be identified, and a search and rescue must be done in search for SCC before any work may occur. • The site camp, storage facilities, stockpiles, waste bins, and any other temporary structures on site should be located in such a way that they will present as little visual impact to surrounding residents and road users as possible. • Frequent stormwater outlets must be designed to prevent erosion at discharge points. • It is recommended that the stormwater management plan be developed with appropriate ecological input and be developed based on Sustainable Drainage Systems (SUDS). • The contractor shall plan his activities so that materials excavated from borrow pits and cuttings, in so far as possible, can be transported direct to and placed at the point where it is to be used. • Topsoil and other top material such as boulders must be stored at a stockpile location agreed to by the ECO. Ensure the stockpile does not exceed the maximum height agreed upon. 	Contractor	Pre-construction phase (prior to start of construction activities)

Performance Indicator	Appropriate, well organised and properly equipped site facilities are available on site prior to commencement of construction activities. The location and set up of the facilities do not impact on the natural resources.
-----------------------	---

OBJECTIVE 3: PRE-CONSTRUCTION ECO INSPECTION

It is essential that the appointed ECO be advised of the intended construction start date before construction activities commence on site, so that the ECO can conduct an initial site inspection to assess the pre-commencement condition of the site. The ECO can also advise on the appropriate siting and demarcation of the site facilities, and the identification and demarcation of the sensitive areas. The ECO may also conduct the first round of environmental awareness training at this stage, if the construction workers are present on site.

<i>Impact Management Outcome: Environmental Control Officer to conduct an inspection prior to the commencement of construction activities on site.</i>		
Potential impact to avoid	<ul style="list-style-type: none"> • Failure to appoint ECO or to notify ECO of commencement prior to commencement will result in non-compliance with the EA. • If a pre-commencement ECO inspection is not performed, the Applicant may be held liable for environmental degradation that took place prior to the Contractor commencing work on site. 	
Impact Management Outcome	<ul style="list-style-type: none"> • Good environmental management is promoted and enforced by the ECO during the full pre-construction and construction phases. • Site facilities are appropriately located on site. • Construction workers receive environmental awareness training before commencing work on site. 	
IMPACT MANAGEMENT ACTIONS		
Mitigation measure	Responsible party	Time period
<ul style="list-style-type: none"> • The appointed ECO must be advised of the construction start date, before any activities commence on site so that the ECO can perform a pre-commencement inspection and plan for environmental awareness training of construction workers. 	Contractor	Start of construction phase
Performance Indicator	A pre-commencement site inspection is conducted by the appointed ECO before construction activities commence on site.	

10. Environmental Impact Management Construction Phase

Several potential environmental impacts may arise during the construction phase of the development. These impacts have been identified and assessed during the Environmental Impact Assessment process. Environmental Management outcomes and actions that will prevent the identified potential impacts from arising – or where avoidance is not possible, that will minimise and mitigate the impact – are provided in this section.

The environmental management actions and mitigation measures prescribed in this section must be implemented throughout the construction phase and must be implemented in conjunction with the general management measures specified in Chapter 8 of this EMPr as well as any other conditions stated in the Environmental Authorisation. The Environmental Control Officer must monitor and enforce the implementation of the relevant environmental management measures and may provide guidance on the implementation of these environmental management measures as and when required.

The environmental management outcomes(goals) for the Construction phase are:

- To Prevent Loss of Plant Socc.
- Improved ecological condition and protection of remaining natural areas, supporting biodiversity and reducing further disturbance
- Limit noise, dust and other construction nuisances
- Create employment opportunities
- Erosion control measures
- Stormwater management

The environmental management actions that must be implemented in order to achieve the desired outcomes and avoid/minimise potential impacts are discussed in more detail in the sections below.

OBJECTIVE 1: TO LIMIT LOSS OF PLANT SOCC.

Impact Management Outcome: To limit loss of plant SOCC		
Potential impact to be avoid	<ul style="list-style-type: none"> • Loss of plant SOCC 	
Impact Management Outcome	Loss off plant SOCC is reduced.	
IMPACT MANAGEMENT ACTIONS		
Mitigation measure	Responsible party	Time period
<ul style="list-style-type: none"> • Removal of alien invasive vegetation in planned open spaces • Access control to open spaces (demarcated paths) 	Contractor	Construction phase
Performance Indicator	Loss of plant SOCC is reduced and alien vegetation is maintained.	

OBJECTIVE 2: IMPROVED ECOLOGICAL INTEGRITY AND HABITAT PROTECTION

<i>Impact Management Outcome: Improved Ecological Integrity and Habitat Protection</i>			
Potential impact to be avoid	<ul style="list-style-type: none"> Permanent loss of 9,47 ha of Hartenbos Dune Thicket (EN) 		
Impact Management Outcome	Improved ecological condition and protection of remaining natural areas, supporting biodiversity and reducing further disturbance		
IMPACT MANAGEMENT ACTIONS			
Mitigation measure	Responsible party	Time period	
<ul style="list-style-type: none"> Removal of alien invasive vegetation in planned open spaces Access control to open spaces (demarcated paths) 	Contractor	Construction phase	
Performance Indicator	No further loss of natural vegetation beyond the approved footprint, with maintained or improved condition of remaining natural areas.		

OBJECTIVE 2: IMPROVED ECOLOGICAL INTEGRITY AND HABITAT PROTECTION

<i>Impact Management Outcome: Improved Ecological Integrity and Habitat Protection</i>			
Potential impact to be avoid	<ul style="list-style-type: none"> Permanent loss of 9,47 ha of CBA 		
Impact Management Outcome	Improved ecological condition and protection of remaining natural areas, supporting biodiversity and reducing further disturbance		
IMPACT MANAGEMENT ACTIONS			
Mitigation measure	Responsible party	Time period	
<ul style="list-style-type: none"> Removal of alien invasive vegetation in planned open spaces Access control to open spaces (demarcated paths) 	Contractor	Construction phase	
Performance Indicator	No further loss of natural vegetation beyond the approved footprint, with maintained or improved condition of remaining natural areas.		

OBJECTIVE 3: TO LIMIT NOISE AND DUST

<i>Impact Management Outcome : To limit noise and dust generated by construction activities</i>	
Potential impact to avoid	<ul style="list-style-type: none"> No unnecessary noise should be allowed

	<ul style="list-style-type: none"> No excessive dust generated by the site 		
Impact Management Outcome	No avoidable noise or dust impacts emanate from the site during the construction phase		
IMPACT MANAGEMENT ACTIONS			
Mitigation measure	Responsible party	Time period	
<ul style="list-style-type: none"> Construction should only be allowed during normal construction working hours. A register will be kept on site in order to report any complaints received. No unnecessary noise disturbances should be allowed to emanate from the construction site (i.e., loud music). To manage complaints relation to impacts on the nearby communities, a dust register will be developed. If required, water spray vehicles will be used to control wind cause by strong winds during activities on the works. No over-watering of the site or road surfaces. Wind screens should be used to reduce wind and dust in open areas. 	Contractor	Construction phase	
Performance Indicator	No avoidable noise or dust impacts emanate from the site during the construction phase		

OBJECTIVE 4: JOB CREATION

<i>Impact Management Outcome: To create employment opportunities with potential for skills transfer, for members of the local community.</i>			
Potential impact to be promoted	<ul style="list-style-type: none"> Temporary jobs opportunities. There may be opportunities to transfer skills from more experienced workers to less experienced workers. 		
Impact Management Outcome	The local community benefits from the employment opportunities created during the construction phase.		
IMPACT MANAGEMENT ACTIONS			
Mitigation measure	Responsible party	Time period	
<ul style="list-style-type: none"> No mitigation required for this positive benefit. However, where practical preference must be given to previously disadvantaged individuals from the local community when appointing contractors/ workers. Skills transfer between members of the workforce should be encouraged. 	Contractor	Construction phase	
Performance Indicator	The majority of the construction team is from the local community, with preference given to historically disadvantaged individuals. Skills transfer from experienced to less experienced workers is actively encouraged on site.		

OBJECTIVE 5: EROSION CONTROL MEASURES

<i>Impact Management Objective: To limit erosion on site</i>		
Potential impact to avoid	Erosion on site	
Impact Management Outcome	Erosion control measures on site	
IMPACT MANAGEMENT ACTIONS		
Mitigation measure	Responsible party	Time period
<ul style="list-style-type: none"> • Ensure that construction activities do not cause any preferential flow paths and concentrated surface runoff during rainfall events. • Clearly demarcate the construction area and ensure that heavy machinery does not compact soil or disturb vegetation outside of these demarcated areas. • Reduce transport of sediment through use of structures such as silt fences and biodegradable coir logs placed along a contour below the development footprint. • Ensure that vegetation clearing is conducted in parallel with the construction progress to minimise erosion and runoff. • Revegetate exposed areas once construction has been completed. • Ensure that stormwater and runoff generated by hardened surfaces is discharged in retention areas (i.e. swales or retention ponds), to avoid concentrated runoff and associated erosion. 	Contractor	Construction phase
Performance Indicator	Limit the rate of erosion on the development footprint	

OBJECTIVE 6: STORMWATER MANAGEMENT

<i>Impact Management Outcome: To manage stormwater runoff</i>
--

Environmental Management Programme

Potential impact to avoid	Potential increase in runoff leading to erosion, sedimentation, and degradation of downstream habitats and water quality.		
Impact Management Outcome	Controlled and attenuated stormwater runoff		
IMPACT MANAGEMENT ACTIONS			
Mitigation measure	Responsible party	Time period	
<ul style="list-style-type: none"> • Rainwater harvesting tanks must be installed where possible. • Use of swales and detention ponds to attenuate stormwater runoff, encourage infiltration and reduce the speed, energy and volumes at which stormwater is discharged from. • Use of permeable paving to encourage infiltration into the soil, if the parking in front of the filling station is to be paved. • Use of retention ponds and artificial wetlands to capture stormwater runoff, prevent its discharge from the site and attenuate pollutants. 	Contractor	Construction phase	
Performance Indicator	Stormwater is managed during the clearing of vegetation.		

11. Environmental impact management post construction rehabilitation phase

After all construction activities have ceased, the sites must be cleared of all construction related equipment, materials, facilities and waste. In addition, all disturbed surfaces – including disturbed areas around the structures and all areas utilised for site facilities – must be stabilised, rehabilitated and provided with a suitable cover. All temporary access roads constructed must be rehabilitated and access must be restricted from the public.

The environmental management Outcome (goal) for this phase is to:

- rehabilitate all areas disturbed by construction activities in an environmentally sensitive manner

OBJECTIVE 1: SITE CLOSURE & REHABILITATION

Impact Management Outcome: To rehabilitate all areas disturbed by construction activities in an environmentally sensitive manner.		
Potential impact to avoid	<ul style="list-style-type: none"> Failure to remove all construction related waste and materials may result in environmental pollution. Failure to remove all construction related equipment, machinery and site facilities may pose an impact to the natural environment. Failure to stabilise disturbed surfaces may result in soil erosion and increased storm water run-off, which may limit successful revegetation of the site. 	
Impact Management Outcome	<ul style="list-style-type: none"> The site is neat and tidy, and all exposed surfaces are suitably covered/ stabilised. There is no construction-related waste or pollution remaining on site. 	
IMPACT MANAGEMENT ACTIONS		
Mitigation measure	Responsible party	Time period
<ul style="list-style-type: none"> On completion of the construction operations, the site camp area must be cleared of all site camp facilities, ablution facilities, fencing, signage, waste and surplus material. Surfaces are to be checked for waste products from activities such as concreting or asphaltting and cleared in a manner approved by the ECO. Any contaminated soil must be collected and disposed of as hazardous waste. All construction waste, litter and rubble are to be removed from the site and re-used elsewhere or recycled/disposed of at an appropriate facility. Burying or burning of waste or rubble on site is prohibited. All areas within the working area and site camp that have become devoid of vegetation or where soils have been compacted due to construction activities must be scarified or ripped. 	Contractor	Post-Construction phase

<ul style="list-style-type: none"> • Topsoil removed during the establishment of the site camp and the working area must be spread evenly over the entire site camp area and all other disturbed/ exposed areas after those areas have been ripped, scarified, shaped and contoured (as required). • Where necessary seeding and planting of vegetation can take place after the replacement of the topsoil. Hardy, drought tolerant, non-invasive plant species must be selected. If needed, a layer of mulch can be applied to the newly shaped/ landscaped and topsoiled areas. The mulch will serve to limit erosion and will promote the re-vegetation of the site by retaining moisture in the soil and providing organic material (compost) for new plant growth. Mulched material must be spread to a depth of ± 50mm – a thinner layer is likely to be ineffective in protecting the site, while thicker layers may suppress plant growth. • All exposed soils and recently topsoiled areas are to be re-vegetated or stabilised to the satisfaction of the ECO, to protect these areas from wind and water erosion. No areas are to be left exposed to erosive forces. Erosion protection measures that can be applied include mulching (described above), the placement of geotextile, onion bags filled with wood chips, brush-packing or other similar measures. • Any topsoil, subsoil or other excavated material that cannot be utilised during site rehabilitation must be removed from the site and reused elsewhere on the property or disposed of at an appropriate disposal site. • Where necessary disturbed soils must be revegetated with the local indigenous vegetation such as that which occurs at the site or provided with other suitable cover. • It is recommended that follow-up alien clearing be conducted 6 months after construction is complete. 		
<p>Performance Indicator</p>	<ul style="list-style-type: none"> • All construction-related materials, equipment, facilities, waste and contaminated soils have been removed from the site. • Compacted soils have been scarified/ ripped and stabilised. • All disturbed/exposed surfaces have been provided with a suitable covering and/or stabilised. • No alien vegetation is evident on site. 	

12. Emergency Preparedness

12.1 Emergency response procedures

The potential environmental risks that may arise as a result of construction activities must be identified, and appropriate emergency response procedures must be compiled for each emergency scenario. Potential environmental emergencies that require an emergency response include – but are not limited to – unplanned fires, sewage spills, spills of hazardous chemicals, snake bites etc.

- The construction contractor is responsible for ensuring that the requirements of the Occupational Health & Safety Act (OHSA) are adhered to during the construction phase. The Applicant is responsible for ensuring compliance with the OHSA during the undertaking of construction activities.

12.2 Emergency preparedness

The following measures must be implemented, as appropriate, to ensure effective responses to emergencies:

- All workers on site during the construction and maintenance phase must be properly educated about possible emergency incidents that may arise, how to avoid such incidents and how to respond in the event of an incident. "Refresher" training sessions on emergency procedures must be held if needed.
- All workers must ideally be given basic fire-awareness training and advised on basic firefighting and safety techniques. Fire-fighting equipment must be available on-site during construction activities (see section 8.3).
- All workers must be trained on how to respond in the event of a spill of a hazardous substance (fuel, chemicals etc.), if hazardous substances are to be used on site.
- A spill kit for containing and/or neutralising spills of hazardous substances (e.g., hydrocarbons) must be available on site at all times, when hazardous substances are present.
- Any incidents of pollution or spillage of hazardous materials during construction must be reported to the ECO as soon as possible. The ECO must then (depending on the nature of the spill) notify the relevant authorities, if needed. A first aid kit must be available on site at all times.
- Emergency contact numbers (including the fire department, police and ambulance) must be prominently displayed on site at all times and regularly updated.
- All emergency incidents must be recorded in a site incident log. The cause of the incident, the measures taken in response to the incident and the efficacy of those measures must also be recorded. This information must be used to inform future emergency preparedness planning, and to avoid prevent similar incidents from arising again.

12.3 Control of emergency incidents

In the event of an emergency incident, Section 30 of the National Environmental Management Act, 1998, must be complied with.

Any incidents must be reported to the relevant authorities and within the prescribed period.

Table 3: NEMA Section 30

30.(1) in this section

(a) "incident" means an unexpected sudden occurrence, including a major emission, fire or explosion leading to serious danger to the public or potentially serious pollution of or detriment to the environment. Whether immediate or delayed.

(b) "responsible person" includes any person who

(i) is responsible for the incident

(ii) owns any hazardous substance involved in the incident; or

(iii) was in control of any hazardous substance involved in the incident at the time of the incident

(c) "relevant authority" means

(i) a municipality with jurisdiction over the area in which an incident occurs

(ii) a provincial head of department or any other provincial official designated for that purpose by the MEC in a province in which an incident occurs:

(iii) the Director-General

(iv) any other Director-General of a national department

(2) Where this section authorises a relevant authority to take any steps, such steps may only be taken by

(a) the person referred to in subsection (1)(c)(iv) if no steps have been taken by any of the other persons listed in subsection (1)(c):

(b) the person referred to in subsection (1)(c)(iii) if no steps have been taken by 20 any of the persons listed in subsection (1)(c)(i) and (c)(ii):

(c) the person referred to in subsection (1)(c)(ii) if no steps have been taken by the person listed in subsection (1)(c)(i):

Provided that any relevant authority may nevertheless take such steps if it is necessary to do so in the circumstances and no other person referred to in subsection (1)(c) has yet taken such steps.

(3) The responsible person or, where the incident occurred in the course of that person's employment, his or her employer must forthwith after knowledge of the incident, report through the most effective means reasonably available.

(a) the nature of the incident

(b) any risks posed by the incident to public health, safety and property

(c) the toxicity of substances or by-products released by the incident; and

(d) any steps that should be taken in order to avoid or minimise the effects of the incident on public health and the environment to

(i) the Director-General

(ii) the South African Police Services and the relevant fire prevention service:

(iii) the relevant provincial head of department or municipality; and

(iv) all persons whose health may be affected by the incident

(4) The responsible person or, where the incident occurred in the course of that person's employment, his or her employer, must, as soon as reasonably practicable after knowledge of the incident

(a) take all reasonable measures to contain and minimise the effects of the incident, including its effects on the environment and any risks posed by the incident to the health, safety and property of persons;

(b) undertake clean-up procedures:

(c) remedy the effects of the incident:

(d) assess the immediate and long-term effects of the incident on the environment and public health:

(5) The responsible person or, where the incident occurred in the course of that person's employment, his or her employer must within 14 days of the incident, report to the Director-General provincial head of department and municipality such information as is available to enable an initial evaluation of the incident, including

(a) the nature of the incident

(b) the substances involved and an estimation of the quantity released and their possible acute effect on persons and the environment and data needed to assess these effects;

(c) initial measures taken to minimise impacts:

(d) causes of the incident, whether direct or indirect, including equipment, technology, system, or management failure; and

(e) measures taken and to be taken to avoid a recurrence of such incident.

(6) relevant authority may direct the responsible person to undertake specific measures within a specific time to fulfil his or her obligations under subsections (4) and (5): Provided that the relevant authority must, when considering any such measure or time period, have regard to the following:

(a) the principles set out in section 2

(b) the severity of any impact on the environment as a result of the incident and the costs of the measures being considered;

(c) any measures already taken or proposed by the person on whom measures are to be imposed, if applicable:

(d) the desirability of the state fulfilling its role as custodian holding the environment in public trust for the people

(e) any other relevant factors.

(7) A verbal directive must be confirmed in writing at the earliest opportunity. Which must be within seven days.

(8) Should

(a) the responsible person fail to comply, or inadequately comply with a directive under subsection (6):

(b) there be uncertainty as to who the responsible person is: or

(c) there be an immediate risk of serious danger to the public or potentially serious detriment to the environment

A relevant authority may take the measures it considers necessary to

(i) contain and minimise the effects of the incident:

(ii) undertake clean-up procedures: and

(iii) remedy the effects of the incident.

(9) A relevant authority may claim reimbursement of all reasonable costs incurred by it in terms of subsection (8) from every responsible person jointly and severally.

(10) A relevant authority which has taken steps under subsections (6) or (8) must, as soon as reasonably practicable, prepare comprehensive reports on the incident. Which reports must be made available through the most effective means reasonably available to

(a) the public:

(b) the Director-General

(c) the South African Police Services and the relevant fire prevention service;

(d) the relevant provincial head of department or municipality; and

(e) all persons who may be affected by the incident.

(11) A person who contravenes or fails to comply with subsection (3), (4), (5) or (6) is guilty of an offence and liable on conviction to a fine not exceeding R1 million or to imprisonment for a period not exceeding 1 year, or to both such a fine and such imprisonment.

13. Method statements

The Competent Authority and/or the ECO may require the Applicant or Construction Contractor to submit Method Statements for one or more construction-related activity, or any aspect of the management of the site, before the activity is undertaken or during the performance of the activity if the activity is causing or may cause significant environmental damage or pose a health and safety risk.

Method Statements need not be complex and lengthy, but must clearly state **how**, **when** and **where** the activity concerned will be undertaken, and must specify **who** will be responsible for undertaking each component of that activity. Method Statements must be prepared by the Construction Contractor and submitted to the ECO for approval before undertaking the activity concerned.

The ECO and / or Competent Authority have the authority to request method statements for other activities, including but not limited to:

- Establishment of site camp and stockpile area.
- Cement/ concrete batching, disposal and emergency contingencies.
- Topsoil and sub-soil storage/ stockpiling.
- Storage of fuels and hazardous chemicals and emergency contingencies.
- Waste management system.
- Storm water management and control.
- Emergency preparedness plan / emergency response procedure (see Chapter 13).

The ECO has the authority to prevent activities from being undertaken until such time as a satisfactory Method Statement has been submitted to the ECO and approved by the ECO.

14. Roles and Responsibilities

This EMPr, once approved by the competent authority (DEADP), should be seen as binding to the Applicant, and any person acting on the Applicant's behalf, including but not limited to agents, employees, associates, contractors and service providers.

The Applicant and all other persons who may be directly involved in the development are also bound by their general Duty of Care, as stated in Section 28 of the National Environmental Management Act, 1998:

Duty of Care:

“Every person who causes, has caused, or may cause significant pollution or degradation of the environment must take reasonable measures to prevent such pollution or degradation from occurring, continuing or recurring, or, in so far as such harm cannot reasonably be avoided or stopped, to minimize and rectify such pollution or degradation of the environment”

14.1 Duties and Responsibilities of the Applicant

The Applicant is ultimately responsible for ensuring that the environmental management measures specified in this EMPr, as well as any other conditions specified by the competent authority, are implemented and adhered to during the construction phase of the proposed development.

The Applicant or party delegated by the applicant is responsible for monitoring during the construction phase. The Applicant must ensure that all appointed service providers, contractors and workers are capable of complying with all statutory requirements of this EMPr and the conditions of the Environmental Authorisation. The Applicant is responsible for ensuring that this EMPr and the conditions of the Environmental Authorisation are implemented and adhered to during construction activities undertaken by the Applicant.

The Applicant or appointed consultant is responsible for identifying emergency situations that may arise during operational activities undertaken by the Applicant and must formulate appropriate emergency response procedures for these emergency scenarios.

14.2 Duties and Responsibilities of the Contractor

The "Construction Contractor" is the entity responsible for undertaking the physical construction of the residential development. The construction contractor is responsible for ensuring that all environmental management measures specified in this EMPr and in the EA are implemented during the pre-construction, construction and post-construction rehabilitation phases, unless agreed otherwise with the Applicant. The contractor will be responsible for all costs incurred in the rehabilitation of the site and for ensuring effective environmental management during construction. The contractor must therefore make adequate financial provision for the implementation of all prescribed measures.

It is strongly recommended that the Construction Contractor appoint an Environmental Site Officer (ESO), who will act as the Contractor's representative to monitor and enforce compliance with the conditions of this EMPr, throughout all phases of construction.

In addition to the above, the Construction Contractor is responsible for the following:

- Identify emergency situations that may arise as a result of construction activities and formulate appropriate emergency response procedures (see Chapter 13).
- Ensure that all construction workers, including sub-consultants and service providers, undergo environmental awareness training prior to commencing work on site, or as soon as possible thereafter (see Chapter 16).
- Compile the required method statements, which must be to the satisfaction of the ECO, before commencing with the activity to be governed by the method statement (Chapter 14).
- Respond to concerns or issues identified by the ECO, as relates to environmental management, and implement the appropriate management or remediation measures, at the Contractor's own expense (unless agreed otherwise).
- Should third parties be called to the site to perform clean up and rehabilitation procedures, the Construction Contractor will be responsible for all associated costs.

Note that failure to comply with the requirements and conditions of this EMPr and the Environmental Authorisation may result in fines or other penalties being levied against the Construction Contractor by the Competent Authority.

14.3 Duties and Responsibilities of the ECO

The appointed Environmental Control Officer (ECO) is responsible for undertaking regular site visits to monitor and report on the implementation of the EMPr and adherence to the conditions of the Environmental Authorisation during the pre-construction, construction and post-construction rehabilitation phases. The ECO is not required to monitor the site during the operational phase of the development.

Competency of the ECO

The ECO must be independent of the Applicant, Engineer, Construction Contractor and their service providers. The appointed ECO must be suitably qualified and experienced and must be able to demonstrate that he / she is of sufficient competency to undertake the required task. The ECO should preferably be a resident in close proximity to the development area to ensure quick response if required. The ECO must work in close co-operation with the Construction Contractor, resident engineer or ESO (where applicable) and all contractors in order to identify potential problems before they occur and provide suitable guidance as to how the identified problems (environmental impacts) can be avoided.

Duties of the ECO

The duties of the ECO include, but are not limited to:

- Conduct a pre-construction site inspection to ascertain the pre-commencement condition of the site (i.e. the status quo) and determine whether faunal search-and-rescue is required;
- Conduct environmental awareness training (see Chapter 16);
- Undertake regular site visits to monitor compliance with all mitigation, monitoring and management measures contained in the EMPr and the Environmental Authorisation, during the pre-construction, construction and rehabilitation phases of the development (see section below regarding frequency of ECO visits).
- Evaluate the achievement of the performance indicators associated with each impact management outcome specified in this EMPr (Chapters 9-12)
- Liaise with site contractors, engineers and other members of the development team with regard to the requirements of the EMPr;
- Provide guidance as and when required regarding the implementation of the environmental management measures contained in the EMPr and EA, so as to assist the Applicant and contractor in remaining compliant with these measures;
- Assist in finding environmentally acceptable solutions to construction problems;
- Ensure that the working area, site camp facilities, access roads and sensitive areas are properly demarcated;
- Ensure that proper topsoil management practices are adhered to on site;
- Ensure that proper waste management & pollution prevention strategies are practised on site;
- Examine method statements;
- Email contractors with potential non-compliance notices in case of contravention of the EMPr;
- Ensure satisfactory rehabilitation of disturbed areas on site, after construction is complete;
- Keep detailed records of all site activities that may pertain to the environment, and produce compliance-monitoring reports (ECO Reports) for submission to the Applicant, and the Competent Authority at regular intervals during the construction phase;
- Submit a final post-construction inspection report, within 6 months of completion of the construction phase. The audit report must detail the rehabilitation measures undertaken,

describe all major incidents or issues of non-compliance and any issues or aspects that require attention or follow-up.

- All ECO Reports and Inspection Reports must be submitted to the Applicant and Competent Authority.

Frequency of ECO visits

The ECO must conduct weekly site visits during the initial bulk earthworks (civils), to check compliance with the conditions of the EA and mitigation measures and recommendations of this EMP. Once the Civils construction has been completed and construction activities shift to within the footprint of the site, the ECO can then reduce the weekly visits to a frequency of twice a month (fortnightly). The ECO has the discretion to undertake additional visits if he / she feels this is justified due to the actions of the contractors, and to make *ad hoc* visits in order to ensure compliance.

The ECO must also undertake a final inspection (audit) 6 months of completion of construction activities. The purpose of this final inspection is to ensure that the rehabilitation measures applied at the conclusion of the construction phase have been sufficient to promote the successful rehabilitation of the site, and to identify any further issues that require attention or follow-up.

Authority of the ECO

The ECO has the authority to recommend that the Engineer suspend all works (or part thereof) occurring on site, should any action being undertaken on site not comply with the environmental requirements, and where such actions pose a serious threat to any element of the surrounding environment.

The ECO has the authority to recommend measures to the Engineer, regarding measures that must be implemented on site in order to ensure compliance with the EMP and Environmental Authorisation, and/or to prevent environmental degradation or pollution from occurring.

The ECO has the authority to issue verbal and written warnings to contractors. Should verbal and written instructions and/or warnings be ignored, the ECO has the authority to request the Engineer to issue pre-determined fines or other penalties.

15. Environmental Awareness Plan

Environmental Awareness Training must be conducted prior to the commencement of construction activities. It is the applicant's responsibility to familiarise himself/herself with the content and requirements of this EMP. The applicant is also responsible to ensure that the contractor and all labourers working on site during the construction phase are familiar with the content of this EMP.

The following actions must be taken to ensure that all relevant parties are aware of their environmental role and duties:

1. This EMP must be kept on site at all times.
2. The provisions of this EMP and the conditions of the Environmental Authorisation must be explained in detail to all staff during Awareness Training.
3. Training booklets will be handed out to all labourers and must be explained to them.
4. Weekly checks to be done by the Applicant's environmental representative (where available) who must be on site at all times.
5. The ECO to do frequent site visits, as recommended in Section 14.3 of the EMP.
6. Monthly monitoring reports to be compiled by the ECO. These reports will be circulated to all parties involved (including the applicant, contractor and the competent authority).

The Construction Contractor must make allowance for all construction site staff, including all subcontractors that will be working at the site, to attend environmental awareness training sessions (undertaken by the ECO) before commencing any work on site. During this training, the ECO will explain the EMPr and the conditions contained therein. Attention will be given to the construction process and how the EMPr fits into this process. Other items relating to sound environmental management which must be discussed and explained during the environmental awareness training sessions include:

- General do's and don'ts of the site;
- Making of fires;
- Waste management, use of waste receptacles and littering;
- Use of the toilets provided;
- Use and control of construction materials and equipment etc.;
- Control, maintenance and refuelling of vehicles;
- Methods for cleaning up any spillage;
- Access and road safety;
- Emergency procedures (e.g. in case of fire, spillage etc.)
- General "best practice" principles, with regards to the protection of environmental resources.

Environmental awareness training and education must be ongoing throughout the construction phase and must be undertaken regularly if deemed necessary (especially if it becomes apparent that there are repeat contraventions of the conditions of the EMPr), or as new workers come to site. Translators must be utilised where needed. An Environmental Awareness Guideline has been compiled and is included in Appendix F of the EMPr.

16. Monitoring, Record Keeping and Reporting

16.1 Environmental Auditing

In accordance with the requirements of the Amended Environmental Impact Assessment Regulations of 2014 (GN No. R.327 of 7 April 2017), the holder of the Environmental Authorisation (i.e. the Applicant) must, for the period that the Environmental Authorisation is valid, appoint a suitably qualified independent person to conduct an environmental audit to audit compliance with the conditions of the Environmental Authorisation and the EMPr.

The appointed auditor must undertake environmental audits within 6 months after the completion of the rehabilitation measures. Following each audit the environmental auditor must submit an audit report to the Competent Authority (in this instance the DEA&DP). **The Auditor must be independent from the EAP and ECO.**

- Environmental auditing and environmental audit reports must adhere to the requirements of the Environmental Impact Assessment Regulations, in particular Section 34 (*Auditing of Compliance with Environmental Authorisation, Environmental Management Programme*) and Appendix 7 (*Objective and Content of Environmental Audit Report*).
- The audit report must provide verifiable findings on the level of compliance with the provisions/ conditions of the Environmental Authorisation and the EMPr and must also comment on the ability of the measures contained in this EMPr to sufficiently avoid, manage and mitigate environmental impacts.
- Where the findings of the audit report indicate that the impact management measures stated in the EMPr are insufficient to adequately address environmental impacts, recommendations

as to how the EMPr must be amended so as to address the identified shortcomings must be made and submitted to the competent authority together with the audit report.

16.2 Construction phase monitoring, reporting and record keeping.

The appointed Environmental Control Officer (ECO) is responsible for monitoring the site at regular intervals during the construction phase, in order to ensure that the provisions of this EMPr and the Environmental Authorisation are adhered to and that sound environmental management is ensuing on site.

The ECO must compile a monthly ECO report detailing the ECO's observations on site, any instances of non-compliance and any issues or aspects that require attention, follow-up or remedial action. The ECO reports must be submitted to the Applicant, and to the Competent Authority as requested by the DEADP in the EA. The ECO inspection reports must include both photographic and written records.

ECO Inspections - Photographic Records

The condition of the surrounding natural environment must be monitored regularly in order to ensure that construction and management activities are not impacting negatively on the condition of the landscape and any sensitive ecosystems. The most effective way to achieve this is by means of a detailed photographic record. In this way, a record of any shift in ecosystem condition can be maintained and potential impacts be detected at an early stage. It is thus recommended that fixed-point photo-monitoring sites could be set up, and photographs should be taken at these sites during each ECO inspection. Where necessary, the entire working area should be well documented and photographed.

ECO Inspections - Written Records

The following record-keeping during the pre-construction, construction and rehabilitation phases of the development is recommended:

- The ECO should complete an ECO Checklist after each ECO site visit.
- The ECO must compile an ECO monitoring report and submit this to the Applicant, the Contractor and the Competent Authority (the latter only if required by the Competent Authority). The monthly reports must be a summary of the ECO inspections from the preceding month and must highlight the key concerns/ issues on site, instances of non-compliance with the EA and EMPr, all instructions issued to the contractor, actions taken and aspects that still require attention.
- All ECO reports and ECO instructions must be retained on file by the Applicant at least for the duration of the construction period (retaining reports for a period of at least 5 years is recommended, in the event that the Competent Authority should request information).
- A record (minutes) of construction site meetings, liaison site meetings between the ECO and resident engineer or contractor, monitoring reports, ECO instructions and ECO observations should be clearly documented and filed on a master file off-site for safe keeping.
- It is recommended that a site register (incident register) should be kept on site at the site office for the recording of any environmental incidents (e.g., fires, spills etc.), observations which are contrary to the stipulations within the EMPr and any other contravention deemed necessary for the attention of the resident engineer. Actions taken to remedy the incidents should also be recorded.
- A complaints register should be kept on site in which complaints by any member of the public should be logged.

- The ECO must compile a final post-construction audit report, within 6 months of completion of each construction phase. The audit report should detail the rehabilitation measures undertaken, describe all major incidents or issues of non-compliance and any issues or aspects that require attention or follow-up.

Construction Phase Record Keeping

A copy of the approved EMPr, the Environmental Authorisation and any relevant construction method statements must be kept on site at all times during pre-construction, construction and rehabilitation activities. The ECO Reports must be retained by the Applicant for a period of at least 5 years and must be provided to the Competent Authority upon request. Additionally, any groundwater or water quality results must be made available to all relevant authorities upon request.

16.3 Corrective Action Procedure

Correction actions need to be followed in the event where there is non-compliance with a condition of the EA and any recommendation and mitigation measure as stipulated in this EMPr in order to rectify the non-compliance and to prevent reoccurrence.

The ECO will be responsible for reporting non-compliance with any condition of the EA and the recommendations and mitigation measures as included in this EMPr. The ECO will also be responsible for the compilation of non-compliance reports and identifying steps to correct the non-compliance.

The ECO must report all non-compliance issues to the contractor whose responsibility it is to correct. A timeframe for the completion of the corrective actions must be agreed to the ECO. Once the corrective actions have implemented the contractor must notify the ECO. The ECO must review the effectiveness of the corrective actions and if it is found to be inadequate, additional measures must be implemented. Only once the corrective actions have been completed to the satisfaction of the ECO will the matter be considered as closed.

In instances where there are repeated instances where the requirements and conditions of this EMPr and the Environmental Authorisation are contravened or not fully complied with, the Construction Contractor may be liable for financial penalties. Penalties shall be issued by the Engineer, in accordance with the Schedule of Fines contained in the table below. Penalties may be issued at the Engineer's discretion, and/or upon the request/ recommendation of the ECO or Competent Authority.

Depending on the nature of transgression, the Engineer and/or ECO may issue one or more warnings to the Contractor prior to the issuing of a fine. Warnings may be given in writing or orally, but oral warnings must be followed up with written confirmation of the warning within 48 hours of the oral warning. The Engineer has the discretion to issue a fine without first issuing a warning, if the severity of the transgression is judged by the Engineer and/or ECO and/or Competent Authority to warrant such action.

The Engineer must ensure that the levying of fines/penalties forms part of the contract between the Construction Contractor and the Engineer and is subject to the provisions of South African contract law.

The table below specifies the transgressions for which the Construction Contractor may incur financial penalties, and the amount of the fines that may be levied. Levying of fines/ penalties is subject to alignment with South African Contractual Law. For repeat offences of the same/ similar transgression by the same party, the value of the fine shall be doubled for each subsequent repeat offence to a maximum value of **R50 000.00** per offence.

Note: "Provisions", as stated in the table below, relates to the requirements specified in this EMPr and any requirements or conditions specified in the EA, as well as any other requirements governing the environmental management aspects of the development, which the Contractor is responsible for implementing.

Environmental Management Programme

#	Finable Transgression	Min Fine	Max Fine
1	Failure to notify the ECO of the commencement of construction or pre-construction activities, prior to the commencement of such activities	R1 000	R2 000
2	Failure to comply with the provisions relating to the demarcation of the working area, site camp and associated facilities, and the maintenance of the demarcated boundaries.	R1 000	R5 000
3	Failure to comply with the provisions relating to the demarcation of all "no-go" areas, and the maintenance of the demarcated boundaries.	R2 000	R5 000
4	Failure to provide secured ablution facilities (1:30 ratio) on site.	R500	R15 000
5	Failure to comply with the provisions relating to the clearance of vegetation on site.	R2 000	R5 000
6	Clearance of indigenous vegetation (regardless of the density of alien vegetation present) outside of the demarcated boundaries of the working area and site camp.	R2 500	R15 000
7	Damage to indigenous vegetation in the surrounding areas within No-Go areas	R2 000	R10 000
8	Failure to apply herbicide to alien vegetation when required to do so.	R500	R2 000
9	Failure to adhere to designated access routes and/or the driving of vehicles through undeveloped vegetation outside of the demarcated working area or site camp.	R1 000	R5 000
10	Movement of vehicles and/or construction workers in no-go areas;	R1 000	R10 000
11	Empty cement bags found on site or surrounding vegetation. Open cement bags on site with cement blowing from the bag.	R2 500	R15 000
12	Parking or storage of vehicles, machinery, tools and other materials or equipment related to the Contractors operations, within designated "no-go" areas.	R1 000	R10 000
13	Parking or storage of vehicles, machinery, tools and other materials or equipment related to the Contractors operations, outside of the areas demarcated for such parking/storage.	R500	R5 000
14	Failure to comply with the provisions relating to the management of topsoil and subsoil.	R1 000	R5 000
15	Excessive excavation of material in areas not depicted for such purpose / activity on the approved design plans.	R2 500	R10 000
16	Failure to comply with the provisions relating to waste management on site i.e. recycling of waste	R500	R5 000
17	Failure to comply with the provisions relating to the storage, use and management of hazardous substances and fuels on site and/or the spillage of hydrocarbons or hazardous substances on site.	R1 000	R10 000
18	Mixing cement or concrete on bare ground and/or failure to comply with any other provision regarding cement/ concrete batching	R1 000	R5 000
19	Failure to provide adequate fire-fighting equipment (in working order) on site at all times and/or failure to comply with the provisions relating to fire prevention and/or the occurrence of unattended or out of control fires.	R500	R5 000
20	Refuelling of vehicles, machinery or equipment outside of the designated refuelling area.	R500	R2 000
21	Maintenance of vehicles, machinery or equipment outside of the designated maintenance yard, except in emergencies	R500	R2 000
22	Failure to undertake refuelling or repairs over a drip tray or other impermeable bunded surface to collect spilled hydrocarbons (fuels, lubricants, oils etc.) and other hazardous substances; failure to provide drip trays under fuel burning equipment (including pumps and generators) where there is a risk of hydrocarbon leakage.	R500	R2 000

23	Storing / placing fuel containing equipment (i.e. bowsers and other fuel containers) within a drainage line.	R2 500	R10 000
24	Failure to produce a required method statement/s to the engineer's and ECO's satisfaction prior to undertaking the activity concerned and/or failure to adhere to an approved method statement	R1 000	R5 000
25	Waste found to be buried or burnt on site	R5 000	R15 000

17. CONCLUSION

The recommendations and mitigation measures prescribed in this EMPr have been formulated with the intention of addressing potential pre-construction, construction and operational phase impacts on the environment. It is likely that if the conditions, requirements and recommendations of the above EMPr are implemented as described and the relevant stakeholders adhere to the various mitigation measures, then the project will be completed without unforeseen negative environmental impacts. Familiarity with the contents of this EMPr by the contractors and other individuals involved in the development project will assist in achieving "environmental best-practice", which ultimately ensures that the project arrives at a sustainable outcome.

Appendix 1: Locality Map





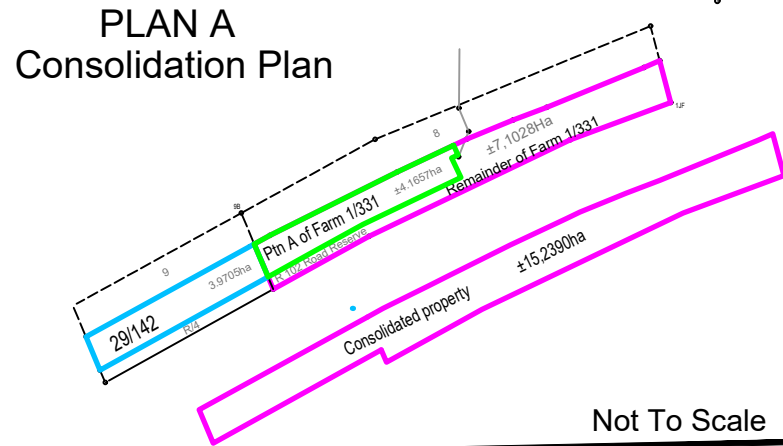
Prepared for:
Reebok Ontwikkelings (Pty) Ltd

Date:
April 2026



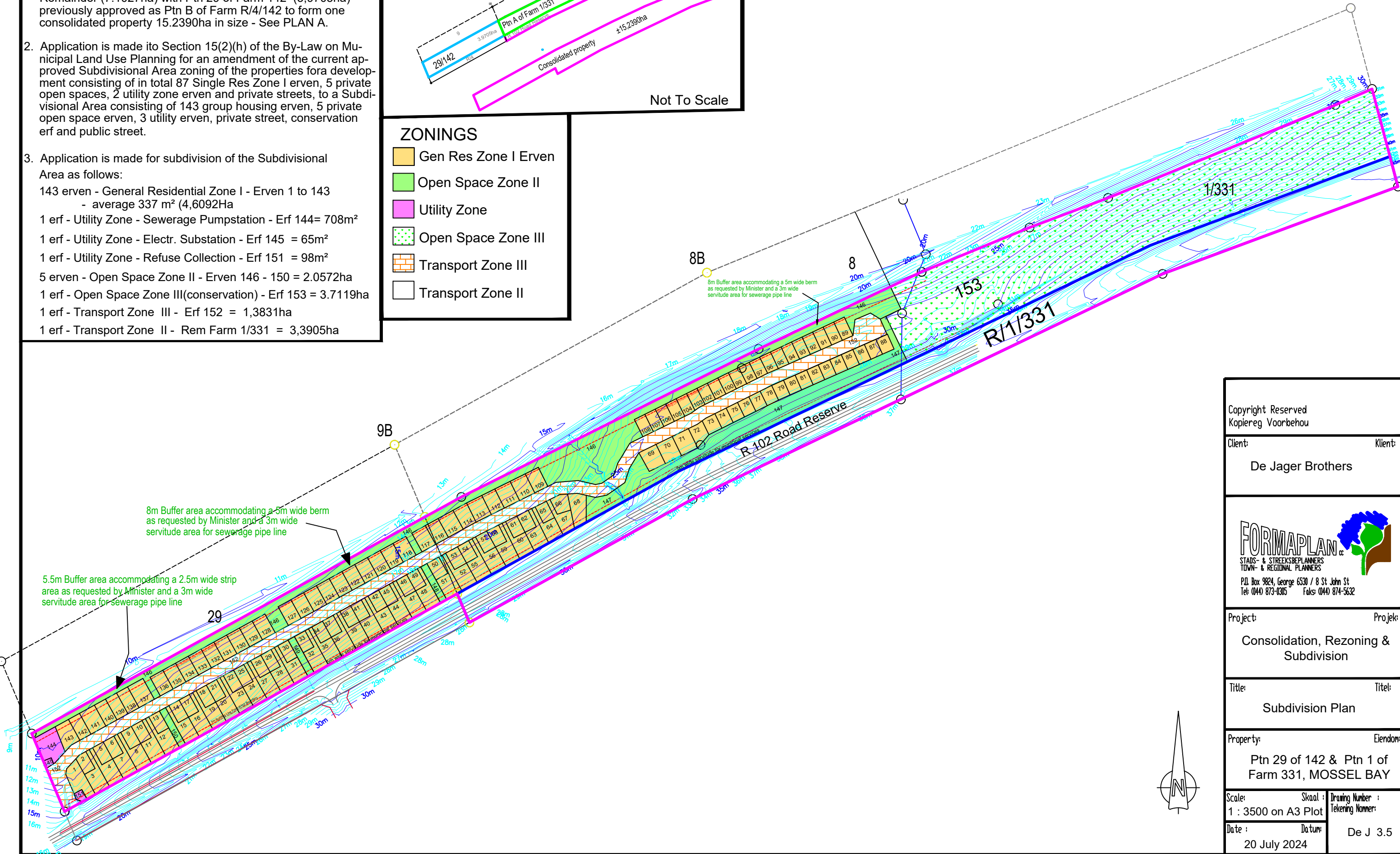
LEGEND

- Application is made into Section 15(2)(e) of the By-Law on Municipal Land Use Planning for consolidation of Farm 1/331, Mossel Bay previously approved into Ptn A (4.1657ha) & Remainder (7.1027ha) with Ptn 29 of Farm 142 (3,9705ha) previously approved as Ptn B of Farm R/4/142 to form one consolidated property 15.2390ha in size - See PLAN A.
- Application is made into Section 15(2)(h) of the By-Law on Municipal Land Use Planning for an amendment of the current approved Subdivisional Area zoning of the properties for development consisting of in total 87 Single Res Zone I erven, 5 private open spaces, 2 utility zone erven and private streets, to a Subdivisional Area consisting of 143 group housing erven, 5 private open space erven, 3 utility erven, private street, conservation erf and public street.
- Application is made for subdivision of the Subdivisional Area as follows:
 143 erven - General Residential Zone I - Erven 1 to 143 - average 337 m² (4,6092Ha)
 1 erf - Utility Zone - Sewerage Pumpstation - Erf 144 = 708m²
 1 erf - Utility Zone - Electr. Substation - Erf 145 = 65m²
 1 erf - Utility Zone - Refuse Collection - Erf 151 = 98m²
 5 erven - Open Space Zone II - Erven 146 - 150 = 2.0572ha
 1 erf - Open Space Zone III (conservation) - Erf 153 = 3.7119ha
 1 erf - Transport Zone III - Erf 152 = 1,3831ha
 1 erf - Transport Zone II - Rem Farm 1/331 = 3,3905ha

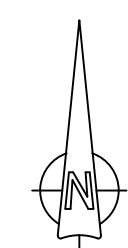


ZONINGS

- Gen Res Zone I Erven
- Open Space Zone II
- Utility Zone
- Open Space Zone III
- Transport Zone III
- Transport Zone II



Copyright Reserved Kopiereg Voorbehou	
Client:	Klient:
De Jager Brothers	
STADS- & STREEKSBEPLANNERS TOWN- & REGIONAL PLANNERS P.O. Box 9824, George 6530 / 8 St John St Tel: (044) 873-1305 Faks: (044) 874-5632	
Project:	Projek:
Consolidation, Rezoning & Subdivision	
Title:	Titel:
Subdivision Plan	
Property:	Eiendom:
Ptn 29 of 142 & Ptn 1 of Farm 331, MOSSEL BAY	
Scale:	Skaal:
1 : 3500 on A3 Plot	Drawing Number : Tekening Nommer:
Date :	Datum:
20 July 2024	De J 3.5



CURRICULUM VITAE

MICHAEL JON BENNETT

PERSONAL

Profession: Principle Environmental Assessment Practitioner and Senior Environmental Control Officer, Sharples Environmental Services cc, George

Nationality: South African

Date of Birth: 22 October 1985

Languages: English (read, write and speak) & Afrikaans (read, write and speak)

Marital Status: Single

Drivers License: Code B

Health: Excellent

EAPASA Reg: 2021/3163

IAIASA Membership: 7334

WORK EXPERIENCE

2014 – Present: Sharples Environmental Services cc, George, WC
Environmental Assessment Practitioner

I have gained extensive experience in assessments and monitoring and have worked on a variety of multidisciplinary projects and am proficient in:

- Basic Assessments Reports
- Water Use Authorisation Applications
- Environmental Monitoring and Reporting
- Environmental Management Programmes
- Environmental Control Officer Training
- Conducting Outeniqua Sensitive Coastal Area licensing applications

2016 – 2017: Sharples Environmental Services cc, Cape Town, WC
Intrim Office Manager, Environmental Assessment Practitioner

2011 – 2014: Peninsula Permits & NCC Group, Cape Town, WC
Environmental Control Officer

- Environmental Monitoring

TERTIARY EDUCATION

2010 University of Cape Town

- I hold a Bachelor of Science Degree specialising in Environmental and Geographic Science & Ocean and Atmospheric Science

PROJECTS

- 2023** George Urban Country Estate (Pty) Ltd
- Basic Assessment Report for the proposed residential development on erf 19374 (remainder erf 6182, erven 6179 and 6156), George, Western Cape
- 2023** George George Municipality
- Basic Assessment Report for the Upgrading of the Eden Pumpstation, George, Western Cape
- 2023** Mossel Bay Paprenax Trading 6 cc
- Amendment of Environmental Authorisation (Part 2, Substantive amendment) for the proposed establishment of a filling station and associated business infrastructure on a portion of erf 13996, Kwanonqaba, Mossel Bay, Western Cape
- 2023** George George Municipality
- Basic Assessment Report for proposed upgrade of the Schaapkop Pumpstation rising main on remainder of erf 464 and erf 13486, George, Western Cape
- 2023** George Garden Route Gateway Plaza
- Basic Assessment Report for proposed mixed-use development on portions 278 and 282 of farm Kraaibosch no. 195, George, Western Cape
- 2023** George George Municipality
- Basic Assessment Report for proposed development of a Photovoltaic Solar Plant on erf 2819, George, Western Cape
- 2023** George EARP Construction
- Basic Assessment Report for the proposed commercial development on portion 49 of Farm Hansmoeskraal 202, George, Western Cape
- 2022** George Pieterkoen Trust
- Basic Assessment Report for the proposed residential development on Portion 21 of the Farm Kraaibosch No. 195 (Pieter Koen), George, Western Cape
- 2022** Mossel Bay Dalmar
- Amendment of Environmental Authorisation (Part 2, Substantive amendment) for the Proposed Residential Development On A Portion Of The Farm Vaale Valley 219, Mossel Bay (Hartenbos Landgoed II), Western Cape

- 2022** George Dalmar
- Amendment of Environmental Authorisation Proposed Development of Herold's Bay Country Estate on A Portion of Portion 7 of The Farm Buffelsfontein No. 204, Herold's Bay, Western Cape
- 2022** George Pieterkoen Trust
- Basic Assessment Report for the proposed residential development on Portion 21 of the Farm Kraaibosch No. 195 (Pieter Koen), George, Western Cape
- 2022** Still Bay W. Nel & Irma Oosthuizen Trust IT 1596/2008
- Basic Assessment Report for the development of 5 residential units on erven 4139, 4140, 4141, 4142, 4143, 4144, 4145 (Erf 3997), Still Bay West, Western Cape
- 2022** George Octo Trading 377 cc
- Section 24 G Retrospective Environmental Authorisation for the alleged unlawful construction of a road clearance of vegetation to establish a house on remainder of Farm Holle Kloof 91 and Portion 1 of the Farm Plattekloof 131, Waboomskraal, George, Western Cape
- 2022** Knysna CapeNature
- Basic Assessment Report for the Proposed development on Portions 38 and 39 of Farm 205 and Remainder of Farm 211, Goukamma Nature Reserve, Knysna, Western Cape
- 2021** Prince Albert Jurie Klue
- Section 24 G Retrospective Environmental Authorisation for the alleged unlawful clearance of vegetation on Farm Angliers Bosch (Fernkloof), Remainder of Farm 157, Klarstroom, Prince Albert, Western Cape
- 2021** Mossel Bay Mossel Bay Municipality
- Basic Assessment Report for the proposed Dana Bay Emergency Access Road on Remainder of Portion 7 of the Farm 225, Dana Bay, Mossel Bay, Western Cape
- 2021** Willowmore LEZMIN 2087cc
- Basic Assessment Report for the proposed development of Portion 1 of the Farm Matjiesfontein No. 206, Baviaanskloof, Division Willowmore, Eastern Cape
- 2020** Sedgefield Knysna Municipality
- Basic Assessment Report for the proposed housing development on erven 3861, 3865, 3866, 3917, 3918 and 5010 in Sedgefield, Knysna, Western Cape

- 2020** Mossel Bay Paprenax Trading 6 cc
- Basic Assessment Report for the proposed establishment of a filling station and associated business infrastructure on a portion of erf 13996, Kwanonqaba, Mossel Bay, Western Cape
- 2020** Ladismith Department of Transport and Public Works
- Maintenance Management Plan for the periodic maintenance of Trunk Road 31, section 4, km 30.8 to km 76.06, Barrydale to Ladismith, Western Cape
- 2020** Knysna Knysna Municipality
- Maintenance Management Plan for the Maintenance of the potable water pipeline system on Erven 4197, RE/1352, RE/1351, RE/1146 and 1316 in Knysna, Western Cape
- 2020** Humansdorp Kouga Municipality
- Environmental Control Officer for the Phase 1A of New municipal 66kV double circuit overhead line between the Melkhout substation at Humansdorp and the main intake substation at Jefferys Bay, Eastern Cape
- 2020** Humansdorp Kouga Municipality
- Environmental Control Officer for the Construction of a new 22kv overhead powerline between Melkhout substation and Allison Street, Humansdorp, Eastern Cape
- 2020** Knysna Knysna Municipality
- Environmental Control Officer for the Charlesford raw water pumping scheme: Upgrade and refurbishment of pumpstation: Mechanical and electrical, Knysna, Western Cape
- 2020** Seweweekspoort, Department of Transport & Public Works
- Amendment of Environmental Authorisation (Part 2, Substantive amendment) for the flood damage repairs to road structures on MR309 in Seweweekspoort, Western Cape
- 2019 – 2021** Seweweekspoort, Department of Transport & Public Works
- Environmental Control Officer for the flood damage repairs to road structures on MR309 in Seweweekspoort, Western Cape
- 2019** George George Municipality
- Environmental Control Officer for the Raising of the Garden Route Dam Spillway on Portion 3/352, Remainder of 536 of Erf 221, Erf 3055 and Erf 3056, George, Western Cape
- 2019** Laingsburg Department of Agriculture
- Environmental Control Officer for the Construction Of Erosion Prevention Structures Within The One In Ten Year Flood Line Of The Buffels River, Laingsburg, Western Cape

- 2019** Williston Williston Municipality
- Environmental Control Officer for the Upgrading of bulk water network in Williston – Phase 3, Williston, Northern Cape
- 2019** George George Municipality
- Environmental Control Officer for the construction of new 66kV overhead line between Ballots Bay and Glanwood substations, George, Western Cape
- 2019** Oudtshoorn Department of Transport & Public Works
- Environmental Control Officer for the Periodic maintenance of Trunk Road 31, Section 6, km 23.3 to km 47.8 Calitzdorp to Oudtshoorn, Western Cape
- 2019** Kleinbrak Mossel Bay Municipality
- Environmental Control Officer for the Upgrading of Beyers Street, Kleinbrak River, Western Cape
- 2019** George Outeniqua Eye Clinic Body Corporate
- Environmental Control Officer for the proposed expansion of parking area on erf 5950 and part of remainder erf 464, George, Western Cape
- 2019** Mossel Bay Hey Innovations
- Basic Assessment Report for the proposed establishment of a residential development on Erf 2839, Great Brak River, Western Cape
- 2019** Oudtshoorn Oudtshoorn Municipality
- Environmental Management Programme for the Blossoms Emergency Supply Scheme, Oudtshoorn, Western Cape
- 2019** Humansdorp Clinkscapes Maughan-Brown
- Environmental Management Programme for the proposed construction of a new 22kV overhead powerline between Melkhout Substation and Allison Street, Humansdorp, Eastern Cape
- 2019** George PN&MR Lotter Family Trust
- Addendum to the Environmental Management Programme for the Establishment of a Township (Rivendale) on Portions 5, 15, 16 and 31 of the Farm Hansmoeskraal 202, Western Cape
- 2019** Oudtshoorn Department of Transport and Public Works
- Basic Assessment Report for the Proposed Maintenance Activities of Trunk Road 33/4 between km 4.6 and km 14.4, Meiringspoort, Western Cape
- 2019** George Dynarc Capital
- Substantive amendment of environmental authorisation for the proposed Development of Portion 130, 131 and 132 of the Farm Gwayang 208

- 2018** Mossel Bay Element Consulting Engineers
- Environmental Control Officer for the construction of a new 22kV overhead power line between the Midbrak and Kleinbrak Substations
- 2018** Mossel Bay Element Consulting Engineers
- Environmental Control Officer for the Upgrade of Amy Searle Canal – Phase 5, Great Brak River
- 2018** Gouritsmond Hessequa Consulting Engineers
- Environmental Control Officer for the Upgrade and expansion of the Gouritsmond Water Treatment Works on remainder of erf 140, Gouritsmond
- 2018** George Biprops 14
- Environmental Control Officer for the residential development on portion 5 of the farm Kraaibosch No. 195, Groenkloof Woods: Phase C & D
- 2018** Knynsa Knysna Municipality
- Environmental Control Officer for upgrading of Knysna bulk water supply scheme: phase 2B
- 2018** Plettenberg Bay Bitou Municipality
- Environmental Control Officer for the upgrade of the Kranshoek Bulk Water Supply Scheme: Construction of Pipelines, reservoirs and associated infrastructure near Plettenberg Bay.
- 2018** Mossel Bay SMEC
- Environmental Control Officer for the Upgrade of Kusweg and associated infrastructure in Rheeboek
- 2017** George EARP Construction
- Invasive Alien Management Plan for the proposed residential development on portions 21, 23, 24 & 48 of Farm Hansmoeskraal 202 near George
- 2017** Mossel Bay Mossel Bay Municipality
- Environmental Control Officer for the development of the new Mossel Bay municipal cemetery on erf 2001/0
- 2017** Knynsa Knysna Municipality
- Environmental Control Officer for the remedial work to prevent further settlement of the low-lift pump sump and retaining wall at Gouna River Pump Station
- 2017** Knynsa Knysna Municipality
- Environmental Control Officer for upgrading of Knysna bulk water supply scheme: phase 1

- 2017** George Biprops 14 (Pty) Ltd
- Environmental Control Officer for the residential development on portion 5 of the farm Kraaibosch No. 195
- 2017** Still Bay Hessequa Municipality
- Environmental Control Officer for the construction of a reservoir, booster pump station and associated infrastructure in Melkhoutfontein near Still Bay
- 2016 - 2017** Heidelberg Department of Transport & Public Works
- Environmental Control Officer for the flood damage repairs to structures in the Central Eden District Municipality Region, Heidelberg North
- 2016 - 2017** Riversdale Department of Transport & Public Works
- Environmental Control Officer for the flood damage repairs to structures in the Central Eden District Municipality Region, Riversdale East area
- 2016 - 2017** Still Bay Department of Transport & Public Works
- Environmental Control Officer for the upgrade of main road 332 near Still Bay
- 2016 - 2017** Mossel Bay The South Cape College
- Environmental Control Officer for the extension of the South Cape College: Phase 3, Mossel Bay Campus
- 2016 - 2017** Klein Brak Mossel Bay Municipality
- Environmental Control Officer for the removal of obstructions in the lower floodplain of the Klein Brak River Estuary
- 2016** Prince Albert Milway Trade and Invest 1014cc
- Basic Assessment for the proposed guest lodge on remainder of Farm Rietpoort 13
- 2016** Plettenberg Bay Bitou Municipality
- Basic Assessment for the proposed Qolweni phase 5 development near Plettenberg Bay
- 2016** Mossel Bay Element Consulting Engineers
- Environmental Management Programme for the replacement of 22kV overhead powerline between Power Town and Hartenbos and between Hartenbos and the Hartenbos sewage substation
- 2016** George SMEC
- Environmental Policy for the resurfacing of York Street, George

- 2016** Mossel Bay Department of Transport & Public Works
- Maintenance Management Plan for proposed upgrade of Louis Fourie Road.
- 2016** George Oaklands Bridge Country Estate HOA
- Maintenance Management Plan for proposed repair and maintenance of the riverbank at Oaklands Bridge Country Estate in Heather Park
- 2016** Gouritz Department of Transport & Public Works
- Update of the Maintenance Management Plan for proposed repair and maintenance of the Gouritz River Bridge bank protection along the R325 near Gouritzmond
- 2016** George Ivorybell Investment (Pty) Ltd
- Outeniqua Sensitive Coastal Area Environmental Impact Report for the proposed new house on erf 379 in Heralds Bay
- 2016** George George Municipality
- Environmental Assessment Report for the substantive amendment of environmental authorisation of the proposed upgrade and extension of the overhead power lines and associated substations
- 2016** Oudtshoorn SA Army Infantry School
- Environmental Control Officer for the construction of a fighting in built up areas (FIBUA) range on portion 10 of the farm Blaauwtjies Drift 110 in Oudtshoorn
- 2015 - 2016** Gouritz Department of Transport & Public Works
- Environmental Control Officer for the repair and maintenance of the Gouritz River Bridge bank protection along the R325 near Gouritzmond
- 2015 - 2016** Albertinia Garden Route Game Lodge (Pty) Ltd
- Environmental Control Officer for the five new units at the Garden Route Game Lodge
- 2015 - 2016** Mossel Bay Element Consulting Engineers
- Environmental Control Officer for the replacement of 22kV overhead powerline between Power Town and Hartenbos and between Hartenbos and the Hartenbos sewage substation
- 2014 - 2016** Plettenberg Bay Chauke Quantity Surveyers
- Environmental Control Officer for the Qolweni and Kwanokuthula High Density Units and engineering services
- 2016** Plettenberg Bay Bitou Municipality
- Environmental Control Officer for the civil engineering works for Kwanokuthula Phase 4 and the extension of Sishuba Street

- 2014 - 2016** Mossel Bay The South Cape College
- Environmental Control Officer for the extension of the South Cape College, Mossel Bay Campus
- 2016** George SMEC
- Environmental Control Officer for the resurfacing of York Street
- 2014 - 2015** Mossel bay The Muller Murray Trust
- Environmental Control Officer for the construction of gravity pipeline from the Nautilus take-off to the Boggomsbaai Reservoir phase 2
- 2015** Swellendam Casidra SOC Ltd
- Environmental Control Officer for the Grootvaderbos Groynes in the Buffeljags River
- 2015** George Element Consulting Engineers
- Environmental Control Officer for the upgrading and extension of overhead power lines and substations: construction of a new 66kV overhead line between Protea and Ballots Bay substation
- 2014 - 2015** George Department of Transport & Public Works
- Environmental Control Officer for the flood damage repair projects in the George and Knysna local municipal areas
- 2015** George BDE Consulting Engineers (Pty) Ltd
- Environmental Control Officer for the photovoltaic solar plant for the ACSA George Airport
- 2015** Heidelberg Bergstan South Africa
- Environmental Control Officer for the Duiwenhoks River stabilization works: Sites B31, B38 and B39
- 2015** Krakeel Element Consulting Engineers
- Environmental Control Officer for the construction of filling station at SSK Tuinrote Agri on portion 5 of the farm no. 320
- 2014 - 2015** Herbertsdale SMEC
- Environmental Control Officer for the flood damage repairs to structures in the Eden region: Herbertsdale area
- 2014 - 2015** George Department of Transport & Public Works
- Environmental Control Officer for the flood damage repair projects in the George and Knysna local municipal areas
- 2015** George SMEC
- Environmental Control Officer for the improvements to the Pacaltdorp interchange and new pedestrian bridge

2014 - 2015 Still Bay De Villiers & Moore Consulting Engineers

- Environmental Control Officer for the Still Bay 66kV substation and overhead powerline

2014 Beaufort West Worley Parsons Consulting Engineers

- Environmental Control Officer for the Nelspoort bulk water supply scheme northeast of Nelspoort



GEORGE

TEL: +27 (0) 44 873 4923 **FAX:** +27 (0) 44 874 5953

EMAIL: info@sesc.net **WEBSITE:** www.sesc.net

ADDRESS: 102 Merriman Street, George, 6530

PO BOX: 9087, George, 6530

CAPE TOWN

TEL: +27 (0) 21 554 5195 **FAX:** +27 (0) 86 575 2869

EMAIL: lauren@sesc.net **WEBSITE:** www.sesc.net

ADDRESS: Unit 71, Eden on the Bay, 5 Beach Estate Boulevard

Blouberg, Big Bay, 7441

PO BOX: 443, Milnerton, 7435

ENVIRONMENTAL AWARENESS TRAINING BOOKLET

-
- Environmental Impact Assessments • Basic Assessments • Environmental Management Planning
 - Environmental Control & Monitoring • Public Participation • Broad scale Environmental Planning



Environmental Monitor's Foreword

SES is here to ensure that everyone complies with the conditions of "Duty to Care". If these conditions are not complied with the project can be stopped and fines can be issued.

We hope that with your co-operation the project won't be stopped and fines won't be issued, and a successful project can be finished on time.

Notes:

- Workers working on this project must undergo environmental training.
- The information contained in this document should be used during day-to-day activities.

HOW IS THIS PROJECT IMPLEMENTING ENVIRONMENTAL MANAGEMENT?

This project is implementing Environmental Management on an ongoing basis throughout the duration of the project. The following aspects would be implemented to achieve the above stated:

- A dedicated Environmental Manager or Environmental Control Officer appointment to the project to implement and monitor Environmental Management.
- Regular environmental inspection on the site.
- Regular environmental training for workers
- Environmental audits on a regular basis.

WASTE TREATMENT

Refuse:

- Refuse waste includes: waste food, food containers, packaging materials, cans, bottles, newspapers and magazines.
- Day to day household waste should always be disposed of in the containers provided on site by the company.
- No dumping of waste anywhere other than in the bins provided.
- No burning of refuse.
- If there are not enough refuse containers on site, the ECO or supervisor needs to be informed.

Construction Waste:

- Construction waste includes: concrete, steel, cement, rock, pre-coated chips, wood, plastic, empty bags and rubble.
- Construction waste must be discarded in skips located in strategic areas for removal.
- Construction waste must not be discarded in holes or burned on site.

- Small amounts of construction waste should be collected and not discarded into vegetation or down fill slopes.
- Material should only be spoiled if a rehabilitation plan has been designed for the area.

Liquid waste:

- Liquid waste includes: concrete, paint, thinners, diesel, hydraulic fluids, cooking oil, chemicals, other fuel and sewage.
- Use facilities provided for waste.
- The liquid waste should be recycled as far as possible.
- Use chemical toilets and ablution facilities.

INFORM THE ENVIRONMENTAL CONTROL OFFICER (ECO) IMMEDIATELY OF ANY IMMEDIATE OR POTENTIAL ENVIRONMENTAL INCIDENT.

SPECIFIC ENVIRONMENTAL ISSUES
SPESIFIEKE OMGEWINGSKWESSIES
IMIBA ETHILE YEZOBUME BEMEKO YENDALO

The basic Do's and Don'ts towards environmental awareness are as follows:

Die basiese Moets en Moenies van omgewingsbesinning is as volg:

Oondoqo bo mawukwenze no mawungakwenzi kwilinge lezobume be meko yendalo bume ngoluhlobo:

Toilet Facilities:
Toilet Fasiliteite:
Izindlu Zangase:

DO:

USE THE TOILET FACILITIES PROVIDED - REPORT FULL FACILITIES

MOET:

GEBRUIK MAAK VAN TOILET FASILITEITE WAT VOORSIEN WORD – RAPPORTEER AS FASILITEITE VOL IS

OMAWUKWENZE: SEBENZISA IZINDLU ZANGASESE
EZIBONELELWEYO- NIKA INGXELO NGAMALUNGISELELO
AGCWELEYO.

DO NOT:

USE THE BUSH

MOENIE:

DIE BOS GEBRUIK NIE

OMAWUNGAKWENZI: UKUSEBENZISA ITYHOLO.



Vehicles operation and maintenance:
Voertuig werking en onderhoud:
Ulawulo nophatho lezithuthi:

DO:

ENSURE THAT VEHICLES AND MACHINERY DO NOT LEAK FUEL OR OILS. REFUELLING, MAINTENANCE, SERVICING OR WASHING MUST BE DONE WITHIN THE DESIGNATED AREA IN THE CONSTRUCTION CAMP AREA ONLY.

MOET:

VERSEKER DAT VOERTUIG EN MASJINERIE NIE OLIES OF BRANDSTOF LEK NIE. VOLMAAK, ONDERHOUD, DIENS OF SKOONMAAK VAN VOERTUIG MOET SLEGS IN AANGEWYSTE AREAS IN DIE KONSTRUKSIE KAMP GESKIED.

OMAWUKWENZE: QINISEKISA IZITHUTHI NOMATSHINI ABAVUZI MAFUTHA OKANYE I OYILE, UKUGALELA, UKUPHATHA, UKULUNGISA OKANYE UKUHLAMBA KUFUNKA KWENZIWE KUMMANDLA OTYUNJIWEYO KWINKAMPI YOLWAKHIWO KUPHELA NGOKUKHAWULEZILEYO.

DO:

REPORT ALL FUEL OR OIL SPILLS IMMEDIATELY & STOP THE SPILL CONTINUING.

MOET:

RAPPORTEER ENIGE BRANDSTOF OF OLIE STORTE & VERHOED DAT DIE STORT AANHOU.

OMAWUKWENZE: NIKA INGXELO NGE OLI NAMAFUTHA ACHITHEKILEYO, UZE UNQANDE UCHITHEKO LUNGAQHUBEKI.

DO:

PREVENT CONTAMINATION OR POLLUTION OF STREAMS AND WATER CHANNELS.

MOET:

VERHOED DIE KONTAMINASIE EN BESOEDELING VAN STROME & WATERKANALE.

OMAWUKWENZE : NQANDA USULELEKO OKANYE UNGCOLISEKO LWEMILAMBO NEMISELE YAMANZI.

DO NOT:

ALLOW WASTE, LITTER, OILS OR FOREIGN MATERIALS INTO THE STREAM

MOENIE:

TOELAAT DAT AFVALPRODUKTE, GEMORS, OLIES OF VREEMDE MATERIALE IN STROME BELAND NIE.

OMAWUNGAKWENZI: MUSA UKUVUMELA INCITHO, ULAHLO, IOYILE OKANYE EZINYE IZINTO EMILANJENI.



Fire Control:
Vuur Beheer:
Ulawulo Lemililo:

DO:

DISPOSE OF CIGARETTES AND MATCHES CAREFULLY. (Littering is an offence.)

MOET:

GOOI SIGARETTE & VUURHOUTJIES OP GEPASTE MANIER WEG WEG (rommelstrooi is 'n oortreding)

OMAWUKWENZE: LAHLA ISIGARETE NOOMATSHISI
NGONONOPHELO (ukulahla lityala).

DO:

ENSURE A WORKING FIRE EXTINGUISHER IS IMMEDIATELY AT HAND IF ANY "HOT WORK" IS UNDERTAKEN e.g. welding, grinding, gas cutting etc.

MOET:

VERSEKER DAT 'N WERKENDE BRANDBLUSSER BYDERHAND IS INDIEN "WARM WERK" GEDOEN WORD bv. Sweiswerk.

OMAWUKWENZE: QINISEKISA ISICIMA-MLILO ESISEBENZAYO SISESANDLENI UKUBA KUKHO UMSEBENZI "OTSHISAYO" OWENZIWAYO, umz. ukuwelda, ugubo, ukuqhawula ugesi, njl.


DO NOT:


MAKE ANY FIRES

MOENIE:

ENIGE VURE MAAK OF ENIGEIETS VERBRAND NIE

OMAWUNGAKWENZI: UKWENZA IMILILO OKANYE UTSHISE NOKUBA YINTONI.





**Fencing and Restricted Areas:
Omheining en Beperkte Areas:
Ubiyelo Nemimandla Engavumelekanga:**

DO:

CONFINE WORK AND STORAGE OF EQUIPMENT TO WITHIN THE IMMEDIATE WORK AREA.

MOET:

BEPERK ALLE WERK EN STOOR VAN GEREEDSKAP TOT IN DIE GEGEWE WERKAREA.

OMAWUKWENZE:GCINA UMSEBENZI NEZIXHOBO ZOKUSEBENZA NGAKUMMANDLA OKUSETYENZELWA KUWO.

DO NOT:

ENTER ANY FENCED OFF OR MARKED AREA. SUCH AREAS HAVE BEEN MARKED WITH “NO-GO AREA” SIGNS AND SHOULD BE ADHERED TO.

MOENIE:

ENIGE OMHEINDE OF GEMERKTE AREAS BINNEGAAN NIE. SULKE AREAS IS MET “NO-GO AREA” TEKENS GEMERK EN MOET GEHOORSAAM WORD.

OMAWUNGAKWENZI: MUSA UKUNGENA KWI NDAWO EBIIWEYO OKANYE EPHAWULWEYO. IMIMANDLA ENJALO IPHAWULWE NGAMAGAMA ATHI “ **NO-GO AREA**”.



**NO-GO
AREA**

Safety:
Veiligheid:
Ukhuseleko:

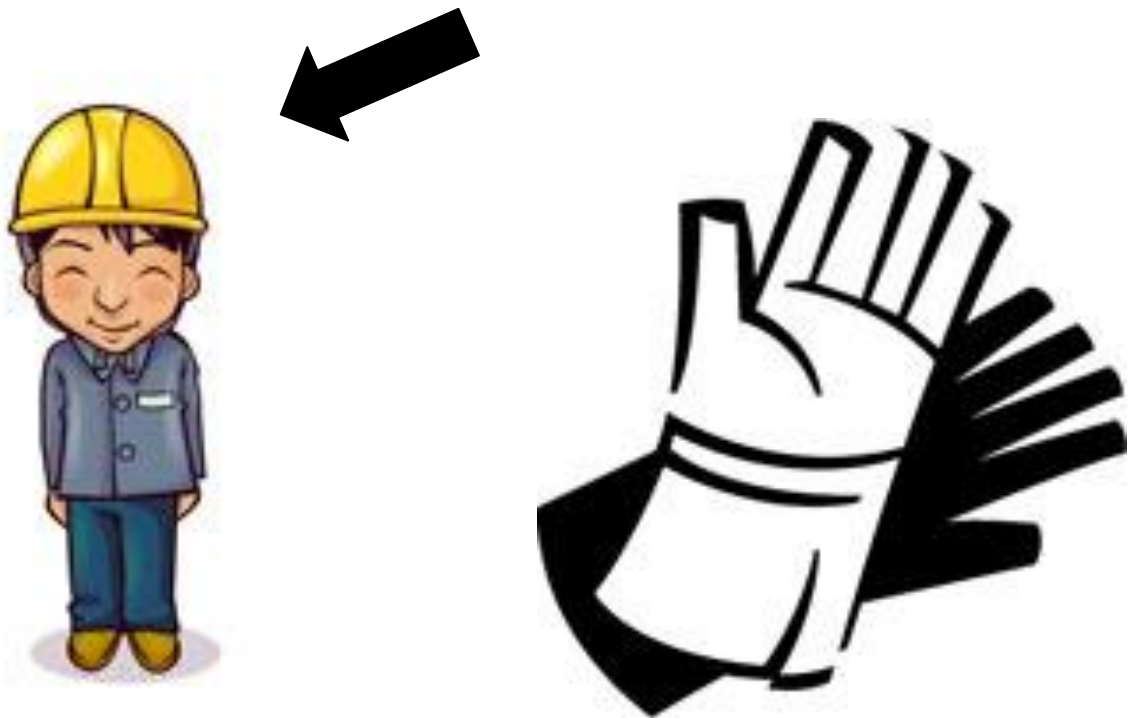
DO:

USE ALL SAFETY EQUIPMENT AND COMPLY WITH ALL SAFETY PROCEDURES.

MOET:

GEBRUIK ALLE VEILIGHEIDSGEREEDSKAP EN VOLDOEN AAN ALLE VEILIGHEIDS PROSEDURES.

OMAWUKWENZE: SEBENZISA ZONKE IZIXHOBO ZOKHUSELEKO, UZE UTHOBELE YONKE IMIGAQO YOKHUSELO.



Driving and Dust:
Bestuur en Stof:
Uqhubo Nothuli:

DO:

DRIVE ON DESIGNATED ROUTES ONLY.

MOET:

NET OP AANGEWYSTE ROETES BESTUUR.

OMAWUKWENZE: QHUBA KWIMIMANDLA EPHAWULWEYO
KUPHELA.

DO NOT:

SPEED OR DRIVE RECKLESSLY

MOENIE:

JAAG OF ROEKELOOS BESTUUR NIE.

OMAWUNGAKWENZI: SUKUQHUBA NGESANTYA ESIPHEZULU
OKANYE NGOKUNGAKHATHALI.

DO NOT:

ALLOW CEMENT TO BLOW AROUND.

MOENIE;

TOELAAT DAT SEMENT WEGWAAI NIE.

OMAWUNGAKWENZI: MUSUKUVUMELA ISAMENTE ISASAZWE.

DO NOT:

CAUSE EXCESSIVE DUST

MOENIE:

OORDREWE STOF VEROORSAAK NIE.



**Vegetation protection:
Plantegroei Beskerming:
Ukhuselo Lwezityalo:**

DO NOT:

DAMAGE OR REMOVE ANY VEGETATION WITHOUT DIRECT INSTRUCTION.

MOENIE:

ENIGE PLANTEGROEI SONDER DIREKTE INSTRUKSIE BESKADIG OF VERWYDER NIE.

OMAWUNGAKWENZI: MUSA UKUTSHABALALISA OKANYE USUSE NASIPHINA ISITYALO NGAPHANDLE KOMYALELO.



Animals:
Diere:
Izilwanyana:

DO NOT:

INJURE, CAPTURE/SNARE, FEED OR CHASE ANIMALS – this includes birds, frogs, snakes, lizards, tortoises, etc.

MOENIE:

ENIGE DIERE BESEER, VANG, VOER OF JAAG NIE – dit sluit in: voëls, paddas, slange akkedisse, skilpaaie ens.

OMAWUNGAKWENZI: MUSA UKWENZAKALISA, UKUBAMBA, UKONDLA OKANYE UKULEQA IZILWANYANA- okuquka iintaka, amasele, iinyoka, amacilikishe, izikolopati.

DO:

REPORT ANY INJURY OF AN ANIMAL.

MOET:

DIE BESERING VAN 'N DIER RAPPORTEER.

OMAWUKWENZE: XELA NASIPHI ISENZAKALO SESILWANYANA.



**Preventing Pollution:
Voorkoming van Besoedeling:
Ukhuselo Longcoliseko:**

DO:

CLEAR YOUR WORK AREAS OF LITTER AND BUILDING RUBBLE AT THE END OF EACH DAY – use the waste bins provided and ensure that litter will not blow away.

MOET:

RUIM NA ELKE DAG DIE WERK AREA OP EN GOOI ENIGE ROMMEL WEG IN DIE GEGEWE HOUERS – maak seker dat rommel nie kan wegwaai nie.

OMAWUKWENZE: COCA INDAWO OSEBENZA KUYO, IZINTO EZILAHLIWEYO NENKUNKUMA YOKWAKHA QHO EKUPHELENI KWEMINI-sebenzisa imigqomo yenkunkuma uze uqiniseke ukuba inkunkuma ayivuthuzwa ngumoya.

DO NOT:

ALLOW WASTE BINS TO OVERFLOW OR WASTE TO BLOW AROUND.

MOENIE:

TOELAAT DAT ROMMELHOUERS OORVLOEI OF DAT ROMMEL ROND WAAI NIE.

OMAWUNGAKWENZI: MUSA UKUVUMELA IMIGQOMO YENKUNKUMA IGCWALE KAKHULU OKANYE INKUNKUMA ISASAZEKE.

DO NOT:

LITTER OR LEAVE FOOD LAYING AROUND

MOENIE:

ROMMEL OF KOS LAAT RONDLÊ NIE.

OMAWUNGAKWENZI: MUSA UKUNGCOLISA OKANYE USHIYE UKUTYA KULELE INDAWO YONKE.

DO NOT:

BURY ANY LITTER OR WASTE IN THE GROUND.

MOENIE:

ENIGE ROMMEL OF GEMORS IN DIE GROND BEGRAWE NIE.

OMAWUNGAKWENZI: MUSA UKUNGCWABA INKUNKUMA EMHLABENI.

